Overview of the MCAS Family Portal, Spring 2026

The Office of Student Assessment Services

June 12, 2026

dese
MASSACHUSETTS
Department of Elementary
and Secondary Education

Presenters

- Robert Curtin, Deputy Commissioner
- Jodie Zalk, Manager of Test Administration & Publications
- Shannon Cullen, MCAS Test Administration Coordinator
- Sadeq Sohrabie, Manager of Assessment, Reporting, and Analysis
- Abbie Currier, eMetric Sr. Project Manager
- Rob Ford, Lincoln Public Schools, Director of Educational Operations and Technology

Logistics for This Session

- Use the Q&A feature to ask a question.
  - We will answer some questions aloud during the Q&A section, and we will email the Q&A afterwards.
  - Use the thumbs-up icon to “upvote” someone else’s question.
  - Email student-specific questions to mcas@mass.gov instead of asking here.
- Closed captioning has been enabled for participants who need it.
- This session is being interpreted into ASL. Our interpreting team will be onscreen with the presenters.
- Please be advised that DESE does not authorize attendees to record or to use AI transcription tools during the meeting, and DESE does not endorse any unauthorized transcripts created by third parties of its meetings.

Slides for This Session

- Slides were emailed to participants before this session from MCASEvents@cognia.org.
- Slides are now being posted in the chat.
  - If you cannot access the slides in the chat, ask in the Q&A.
- After the session, we will send the slides again to participants, and they will be posted in the MCAS Resource Center along with the recording.

Today's Agenda

1. Overview of the MCAS Family Portal
2. MCAS Family Portal Accounts
3. MCAS Family Portal Navigation and Reports
4. MCAS Family Portal Pilot:
   A District Perspective from Lincoln Public Schools
5. Next Steps and Support

1. Overview of the MCAS Family Portal

Overview

- DESE is rolling out a platform to give families earlier access to their students' MCAS and MCAS-Alt results: https://mcasfamilyportal.emetric.net/
- The portal is available in English and Spanish, and resource materials are being translated into the 15 most common languages in Massachusetts.
  - DESE is looking into translations of the site for future years.
- Some concerns during the initially planned launch are now resolved.
  - Family portal now uses registration codes instead of SASIDs to access accounts to alleviate student privacy concerns.
  - Districts will be able to monitor if a registration code was used.
  - DESE conducted a small-scale pilot this spring with a representative sample of districts to learn from their experiences.

Overview (continued)

- Educators will continue to use the MCAS Portal to access school or district results instead of the family portal.
- The MCAS Family Portal is a mobile-friendly secure site:
  - Supported browsers include Microsoft Edge, Google Chrome, Apple Safari, and Mozilla Firefox on desktop, laptop, tablet, and mobile devices.
  - **Note:** this portal is a website – not an app.

Prior Results in the Portal

MCAS:

- Spring 2023
- Spring 2024
- Spring 2025
- November Retest 2025
- February High School Science 2026

MCAS-Alt:

- Spring 2023
- Spring 2024
- Spring 2025

2. MCAS Family Portal Accounts

Account Setup

- Families will direct their browser to https://mcasfamilyportal.emetric.net
- To set up their account, first-time users will enter their student's
  - **registration code**
  - **date of birth**
- Returning users will be able to log in with their email address and password once their account is set up.
- If a user forgets their password, they can use the Forgot Password link on the log in page.
- Once the account is created, additional students can be added.
  - Each parent or guardian can create their own account, and up to 3 adults can add the same student.
  - The account holder must be 14 years old or older.

Accessing Student Registration Codes

- Registration codes in Edwin Analytics on DESE's Security Portal
  - Report PE622 ("MCAS Family Portal Registration Code")
- Report can be run as a PDF (to use DESE's template letter) or Excel (as a list)
- Report can be run in three different ways:
  - pre-claimed or **claimed students**, which contain current students (*preferred*)
  - students who participated in MCAS testing in their school since 2023
  - students reported in the school/district SIMS since 2023
- DESE suggests sending registration codes to parents/guardians of current students and following local procedures for former students.
  - Students will have a registration code if they took an MCAS test in 2026 or one of the prior years in the Family Portal or receive a not-tested status in the spring 2026 data file.
- Questions on accessing Edwin should be directed to district-level Directory Administrators

Providing Registration Codes to Families

- Options for districts to provide registration codes to families:
  - Using district's family communication platform to provide instructions on accessing the registration code letter
  - Posting the registration code letter in the district communication platform directly
  - Sending registration code letters via U.S. mail or backpacks
  - Providing the codes through other methods typically used to communicate with families about student grades and important matters
- Communication about the family portal is a local decision between the outplacement and the sending district, but sending districts are ultimately responsible for ensuring that parents receive the information.

Edwin Analytics Report PE622

- Note the path to access Report PE622 on Edwin Analytics on DESE's Security Portal
- Users can export the family portal letters (PDF format) or the Excel file of all the registration codes using the Export menu.
- PDF letters are sorted by school, grade, last name, first name.

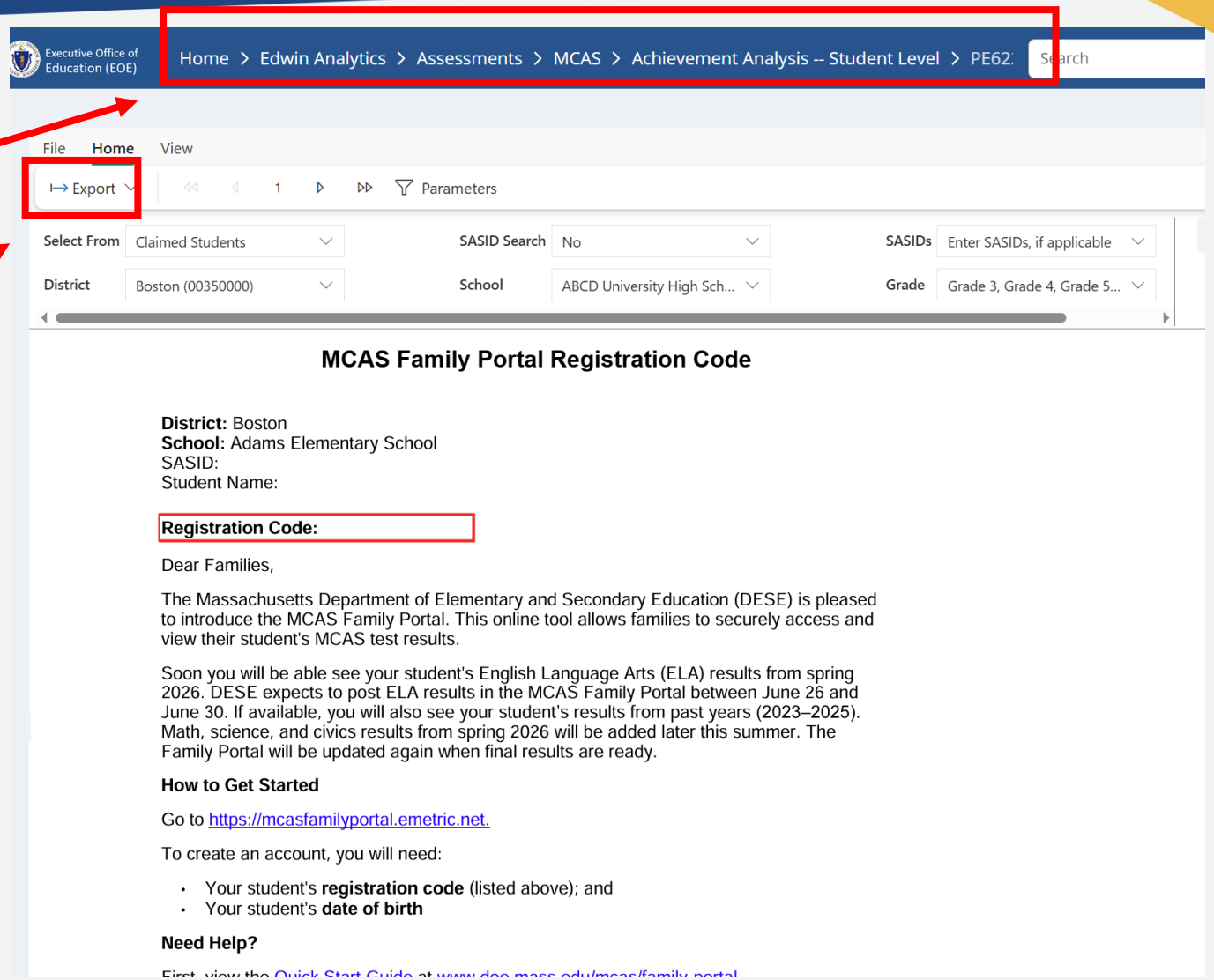

Resources for Families

- MCAS Family Portal Resources webpage on DESE website **www.doe.mass.edu/mcas/family-portal/**
- Materials are currently available, and translations of resources for parents/guardians will be posted as available:
- Resources for Parents/Guardians
  - Letter from Commissioner Martinez to Parents/Guardians
  - Letter with Instructions to Access the Family Portal
  - Quick Start Guide
  - Help Guide (same guide as the one within the family portal)

Translations of the Letter with Instructions to Access the Family Portal

- Translations will be posted on DESE website for districts to mail-merge
- Letters will be posted in Microsoft Word at www.doe.mass.edu/mcas/family-portal
- Translations of the 15 most common languages in Massachusetts:
  - Albanian, Arabic, Cape Verdean, Traditional Chinese, French, Gujarati, Haitian French Creole, Hindi, Khmer, Portuguese, Russian, Spanish, Telugu, Twi, Vietnamese

Demonstrations 1

- Accessing the Spanish translation of the MCAS Family Portal
- Logging in for the first time
- Adding students to and removing students from an account
- Logging in as a returning user

Accessing the Spanish Translation

In the top right corner of the screen, users can select to view the MCAS Family Portal in either English or Spanish.

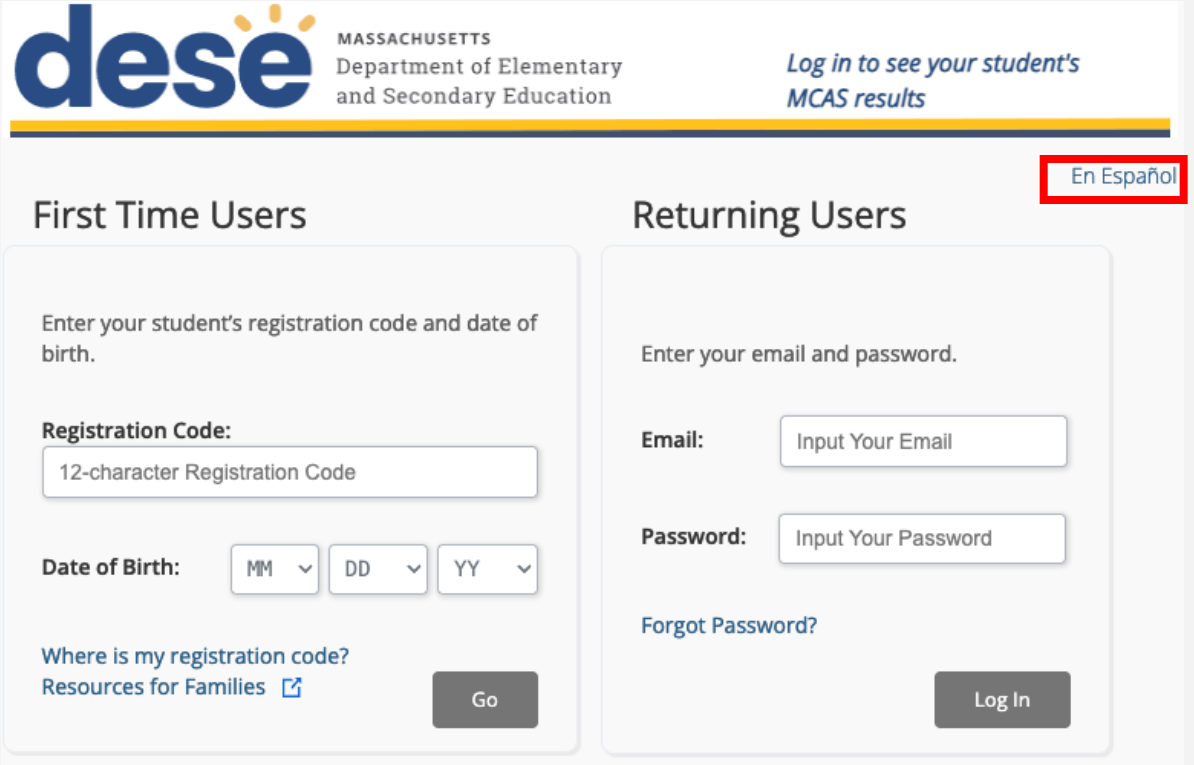

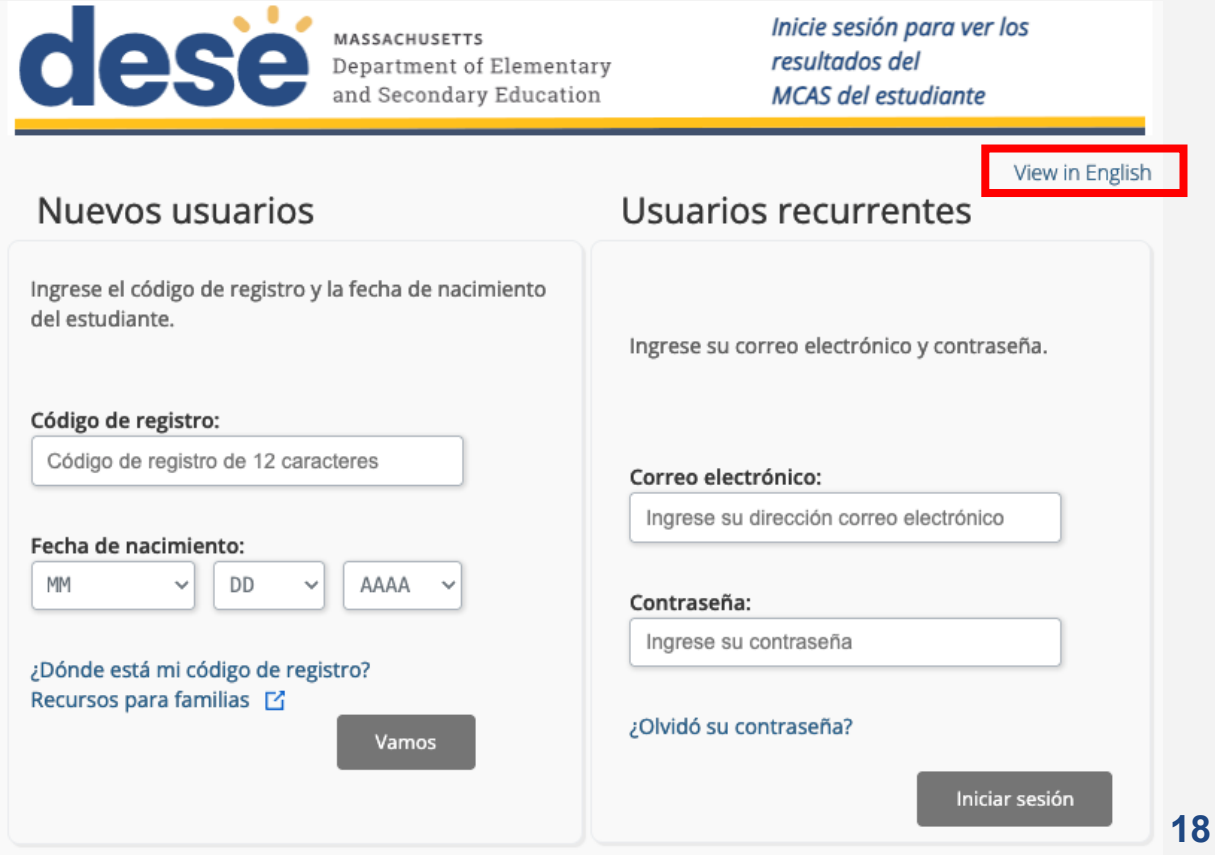

Logging In for the First Time

1. Enter the student's registration code and date of birth.
2. Click **Go**.

Note: If unsure of the student's registration code, click **Where is my registration code?**

This box will pop up:

> Please contact your student's school for your student's registration code.

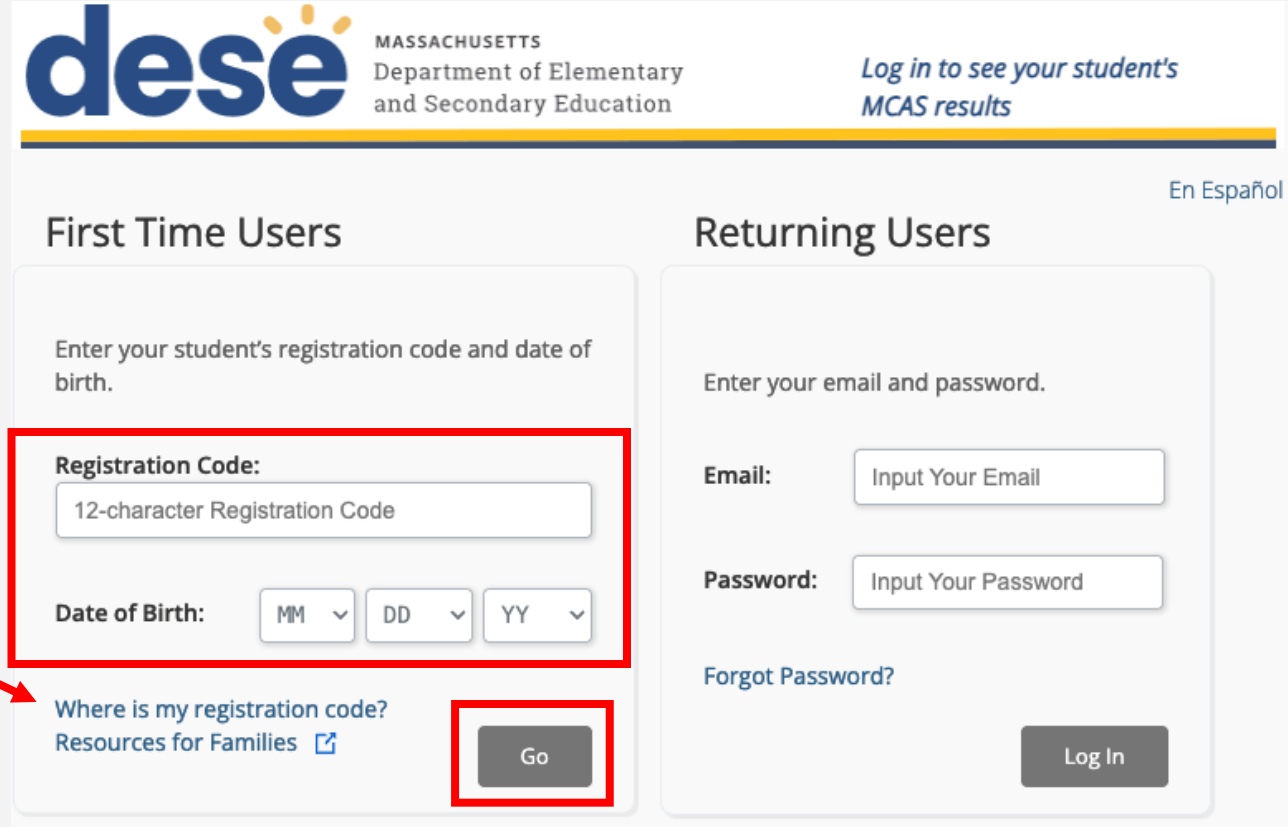

Logging In for the First Time (continued)

3. Enter the email address and create a password.
4. Read the privacy agreement on the right.
   - The full privacy agreement text shown on the next slide.
5. Check the box indicating you have read and agree to the privacy agreement.
6. Click **Register**.

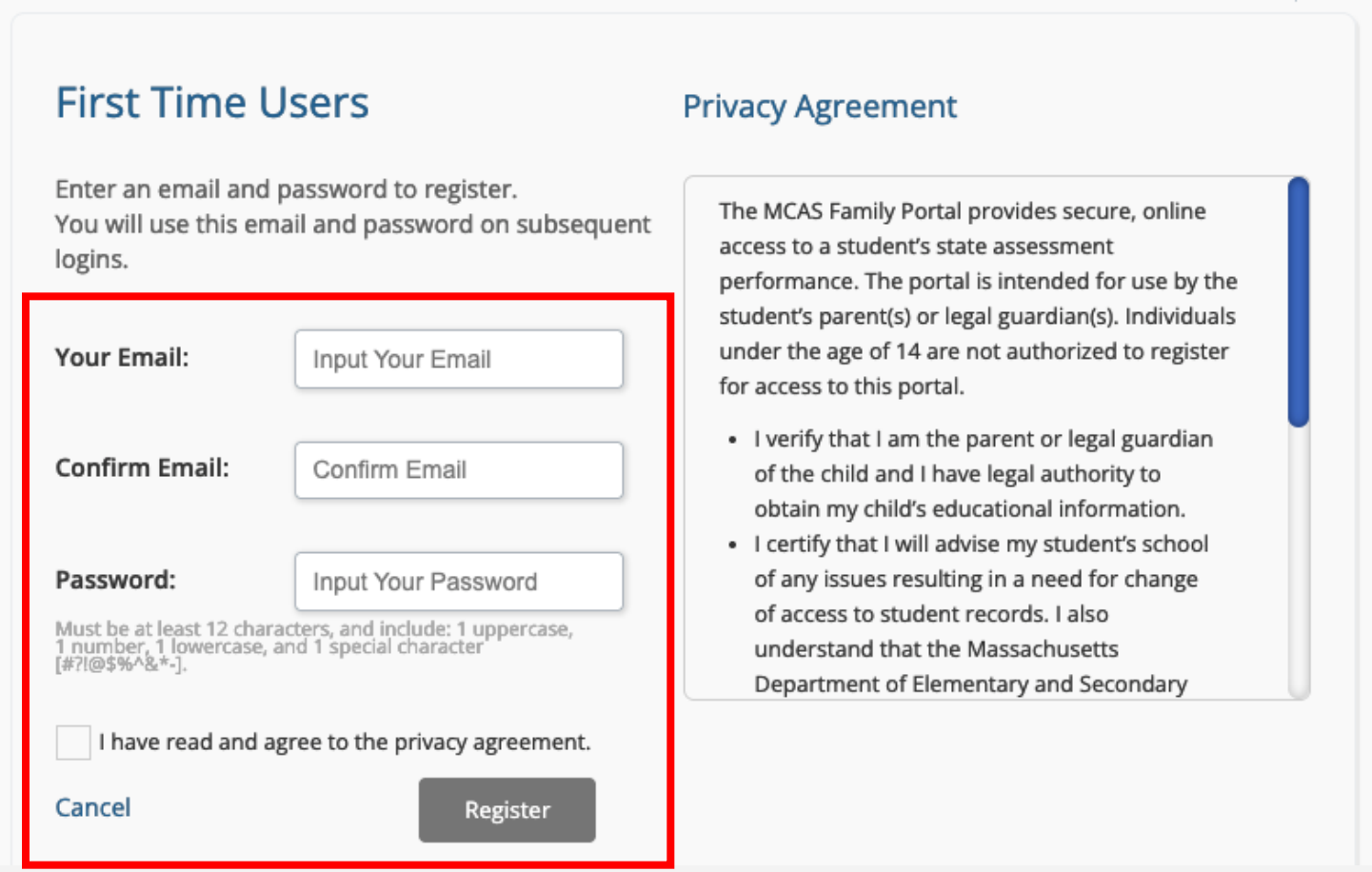

Privacy Agreement

Privacy Agreement

- The MCAS Family Portal provides secure, online access to a student's state assessment performance. The portal is intended for use by the student's parent(s) or legal guardian(s). Individuals under the age of 14 are not authorized to register for access to this portal.
- I verify that I am the parent or legal guardian of the child and I have legal authority to obtain my child's educational information.
- I certify that I will advise my student's school of any issues resulting in a need for change of access to student records. I also understand that the Massachusetts Department of Elementary and Secondary Education reserves the right to grant or deny access to the portal in accordance with the U.S. Family Educational Rights and Privacy Act (FERPA) and any court order.

User Registration

- In order for you to register for access to the portal, your valid email address is required. Your email address will not be made available to anyone but eMetric and Cognia (the MCAS testing contractors), and the Massachusetts Department of Elementary and Secondary Education. eMetric will not use your email address for marketing purposes or share your email address with third parties except as required by law.

Logging In as a Returning User

1. Enter the email address and password used when registering.
2. Click **Log In**.

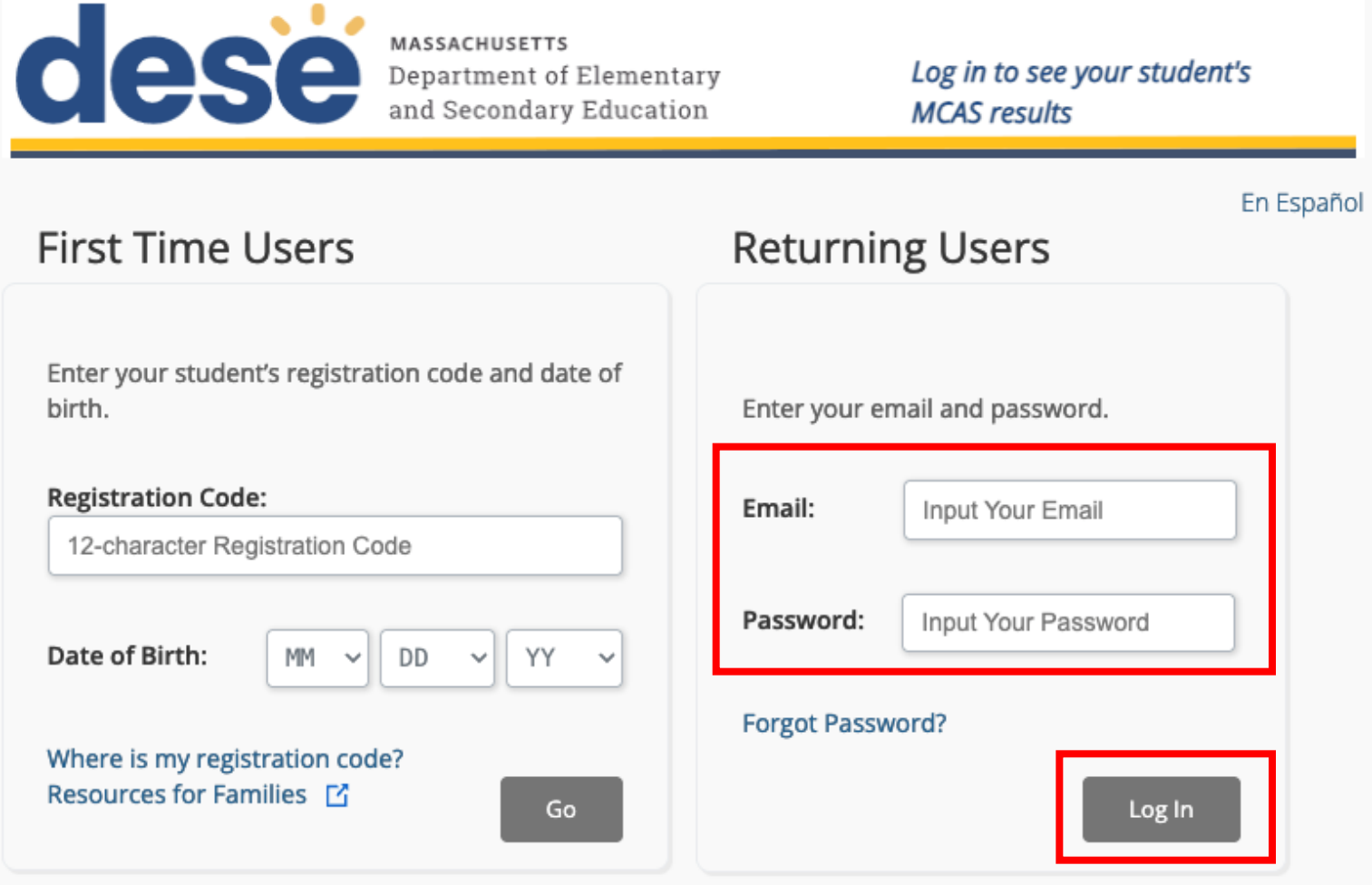

Resetting a Password as a Returning User

1. On the log in page, click **Forgot Password?**
2. Enter the email address registered to the account and confirm. Click **Send Reset Email**.
3. Click **OK**.
4. Follow the link provided in the email received to be prompted to reset the password.

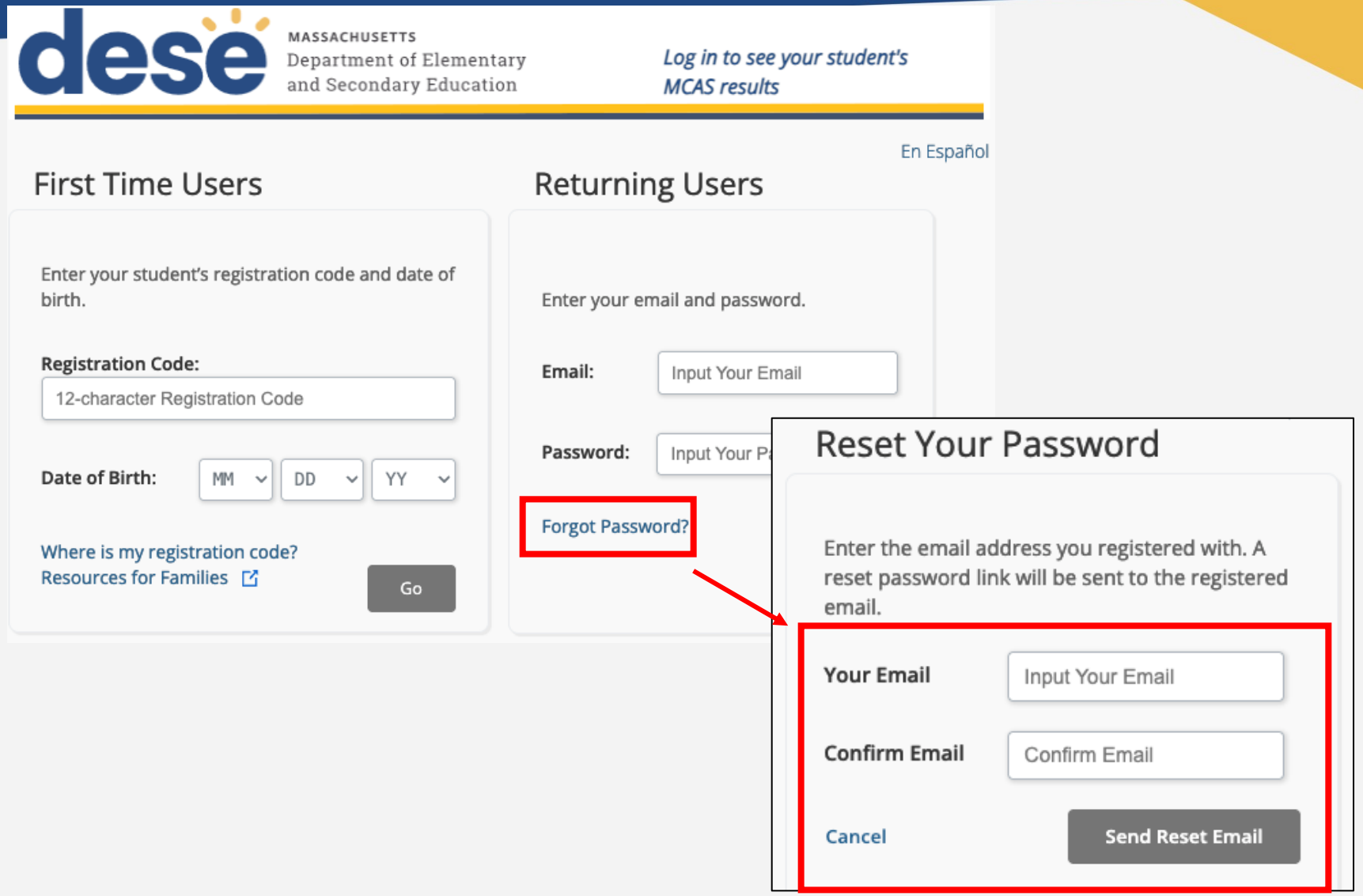

Adding Students to an Account

1. After logging in, click **Add New Student**.
2. Enter the additional student's registration code and date of birth.
3. Click **Add**.

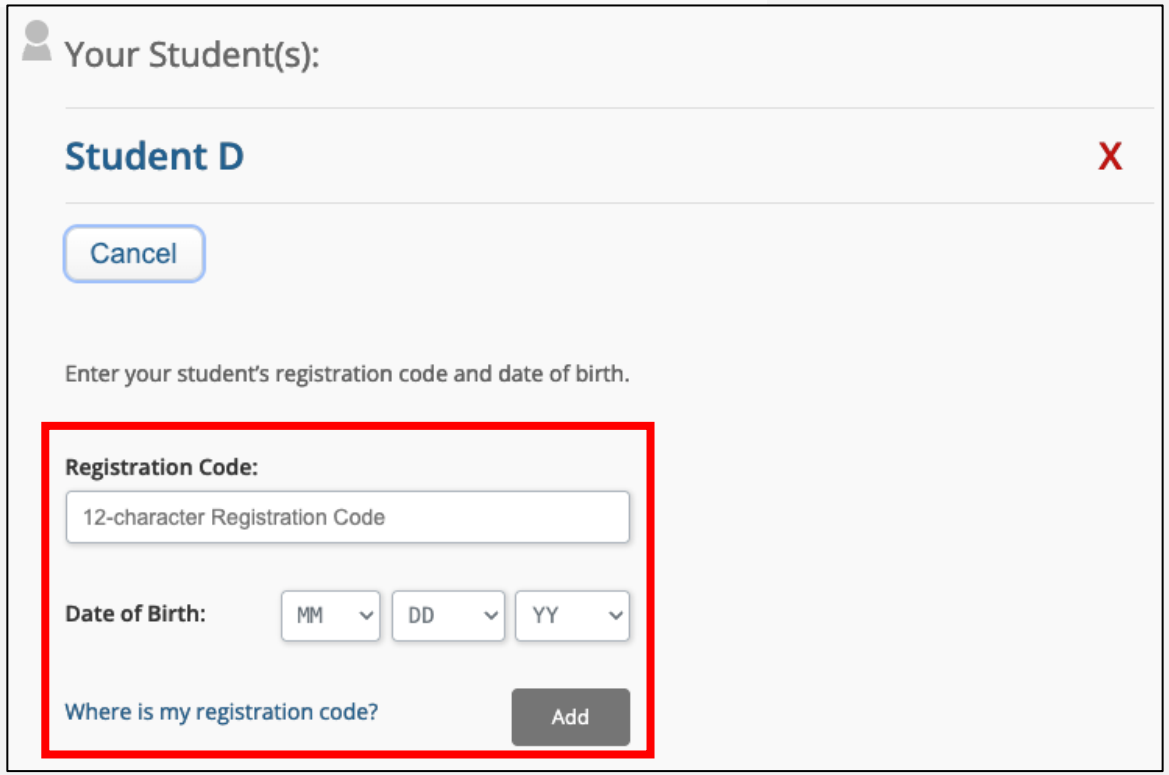

Note:

- Parents/guardians with multiple children will use a registration code for one of their children to create an MCAS Family Portal account.
- Once they create an account, other students can be added using their registration codes.
- Each account can have a maximum of ten students.

Removing Students from an Account

1. After logging in, click the red **X** next to the student's name you wish to delete.
2. On the confirmation message, click **OK**.

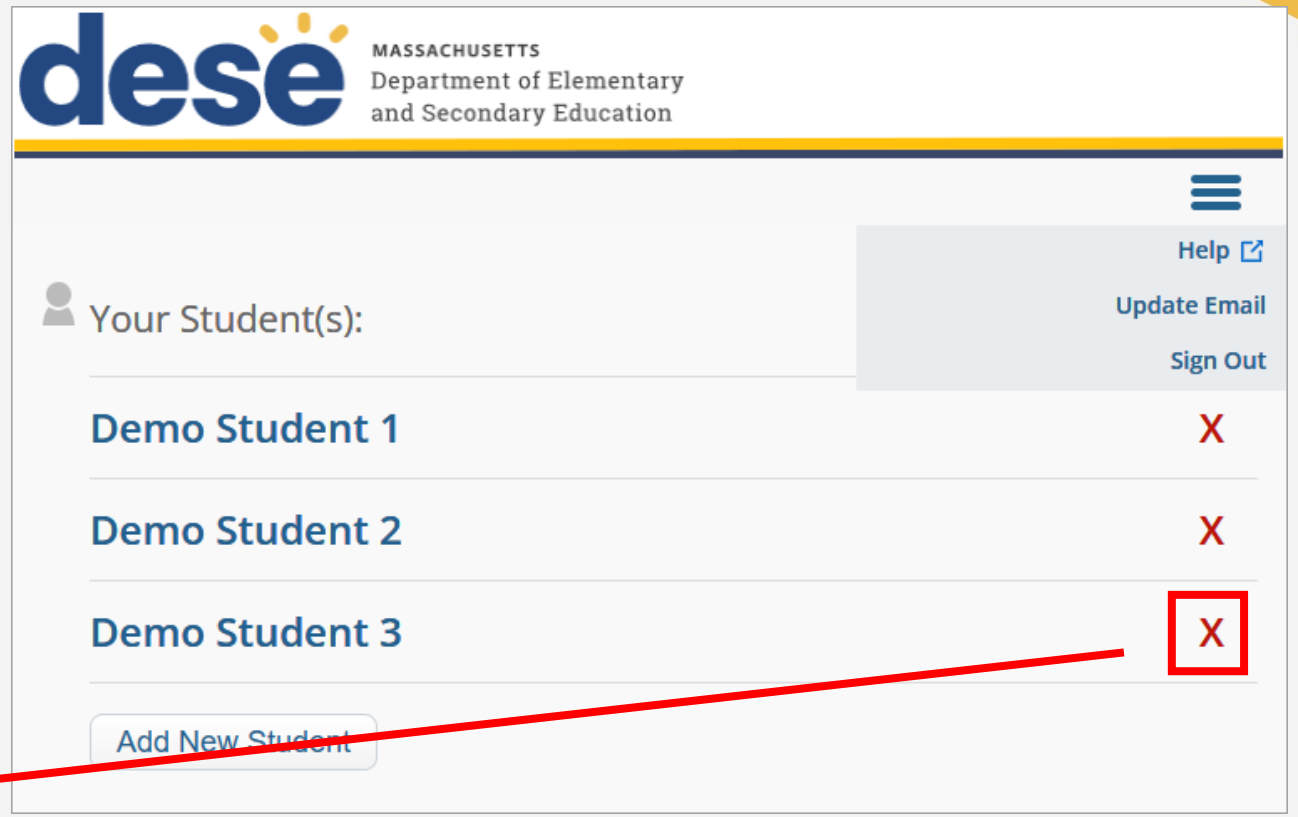

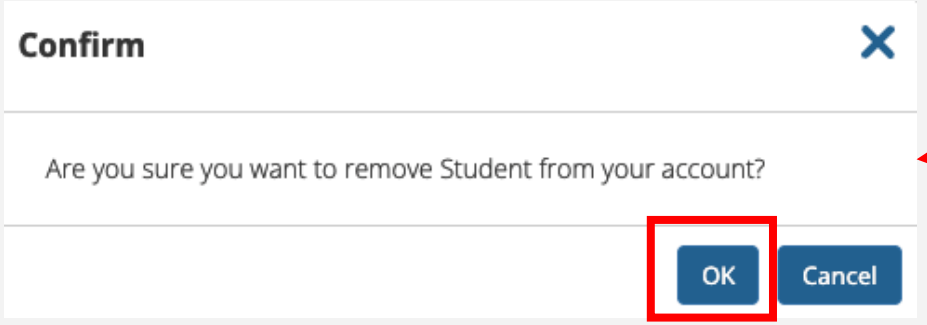

Questions and Answers 1



Use the “Q&A” feature to ask questions.

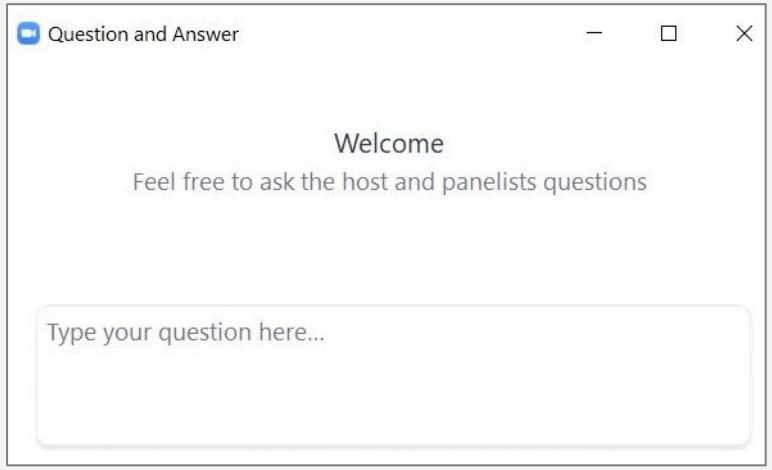

3. MCAS Family Portal Navigation and Reports

Family Portal Navigation

- **Test History** – an overview of the student's results based on the selected school year, including the scaled score and achievement level
- **Test Results** – shows the student's results on the selected test, including an overview of the test, the student's achievement level, and the student's scaled score
- **Detailed Results** – shows the student's performance on each test question and the percent of students who responded correctly to each question at the school, district, and state levels
- **Resources** – additional information and resources related to the MCAS testing program

Demonstrations 2

- Viewing reports for a selected student
  - Test History
  - Test Results
  - Detailed Results
- Resources tab
- Viewing results for MCAS-Alt
- Support within the MCAS Family Portal

Support in the MCAS Family Portal

Select the hamburger menu on the landing page:

- To access the help guide
- To update your email address
- To sign out of the MCAS Family Portal

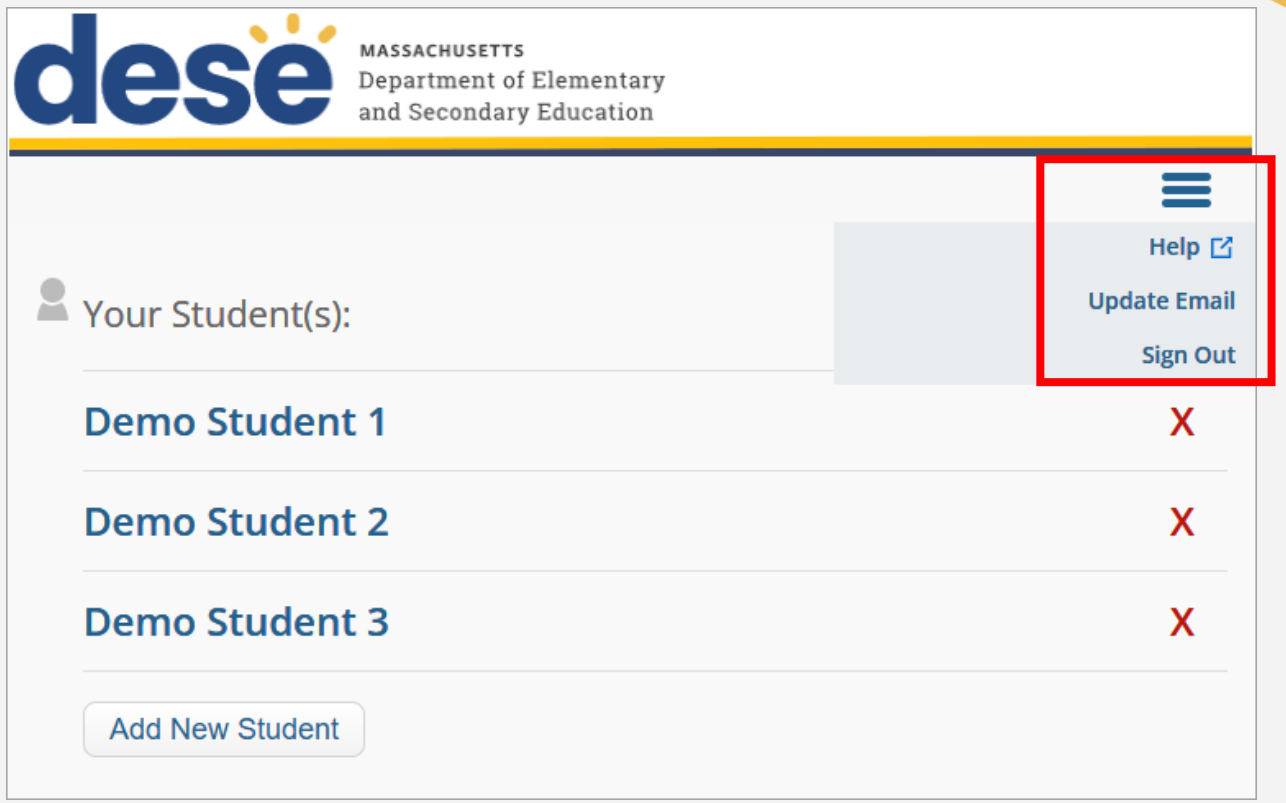

Selecting a Student

1. Upon logging in to the MCAS Family Portal, view a **list of students** connected to the account.
2. Select a **particular student** to view their testing history.

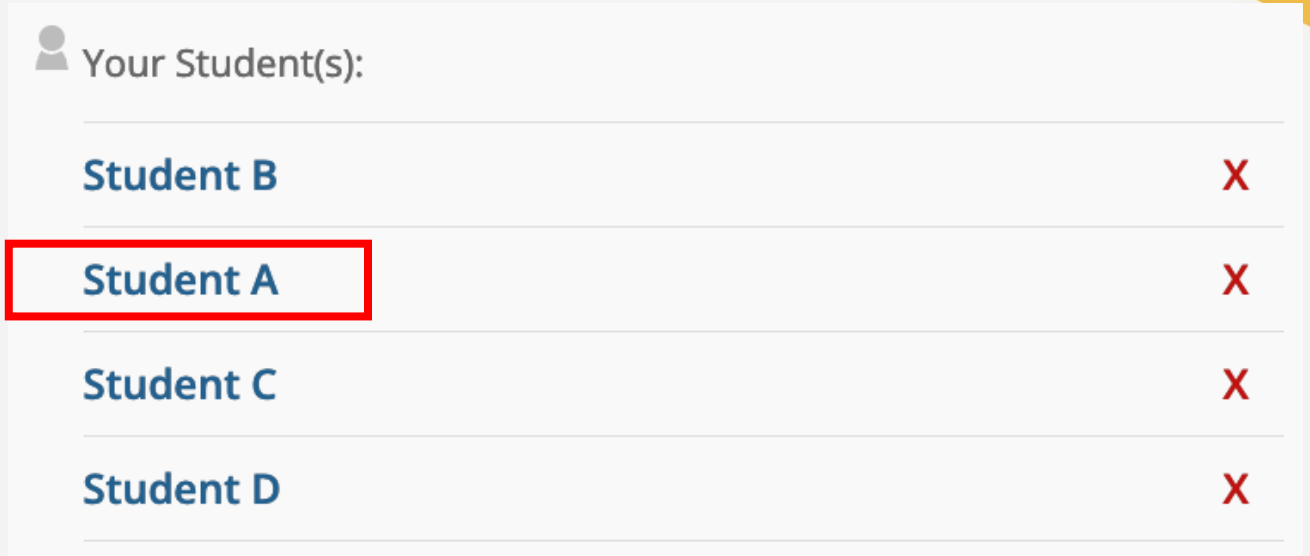

Viewing a Student's Overall Test History

After selecting a student, you will be directed to their test history page.

1. For more detailed information, click a test name.
2. To change the school year, select a different school year in the drop-down menu.
3. To navigate between students, click the **Switch Student** button.

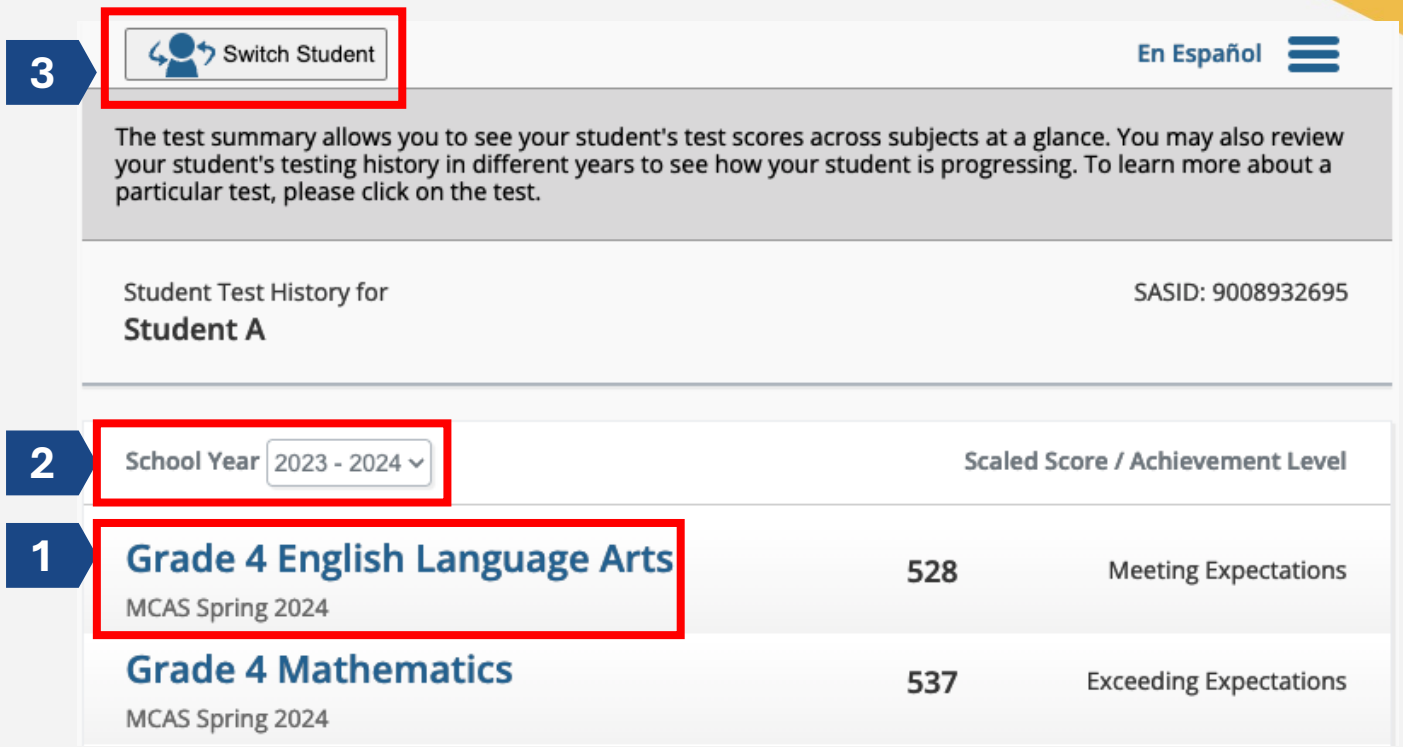

Viewing a Student's Test Results

- The **Test Results** tab shows the student's results on the selected test including an overview of the test, the student's achievement level, and the scaled score.

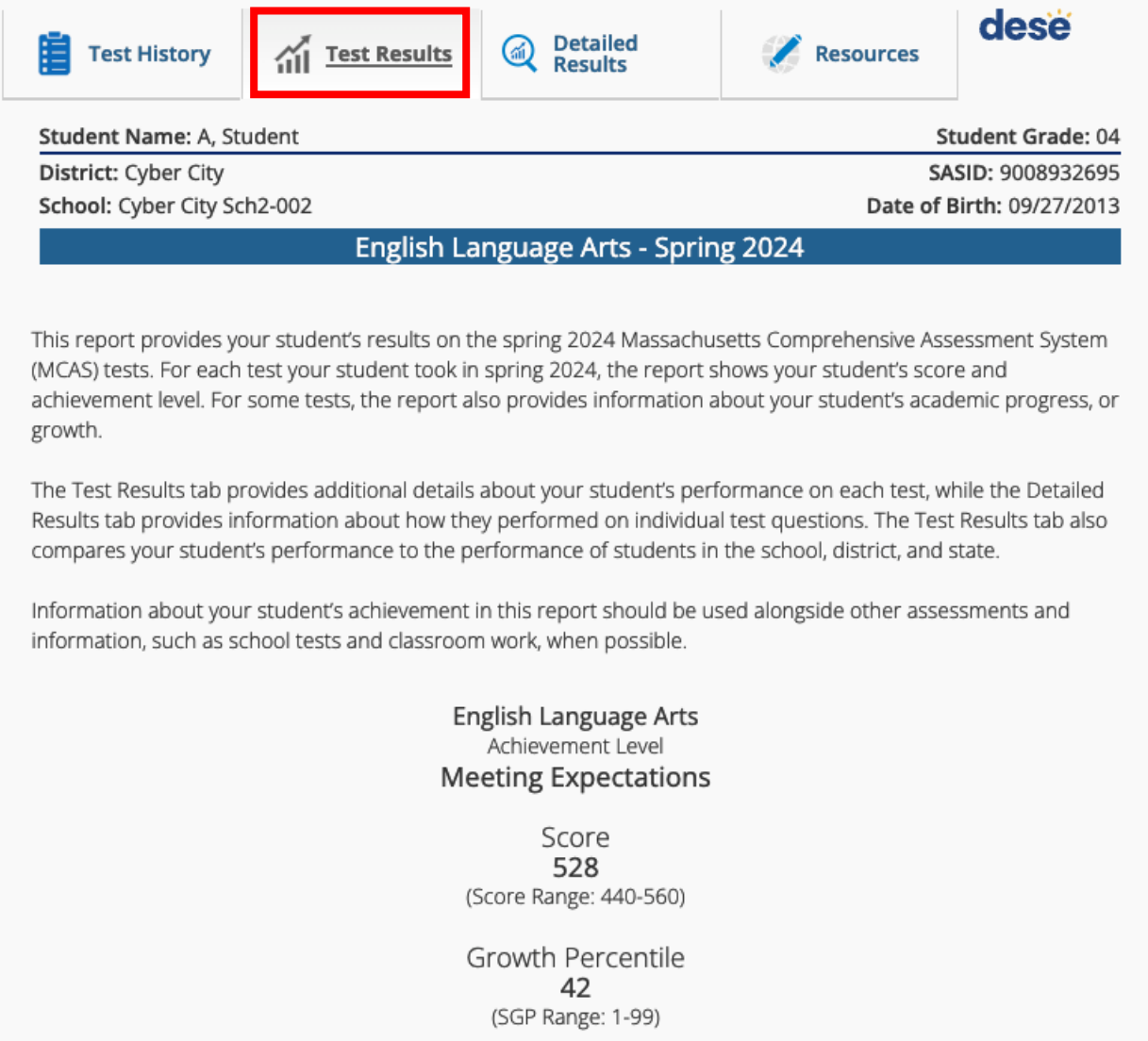

Viewing a Student's Test Results (continued 1)

- Scroll down to view additional information, including:
  - A bar chart showing how the student scored on the range of all possible scores
  - A list of all the MCAS achievement levels (This may help identify if additional support may be necessary.)

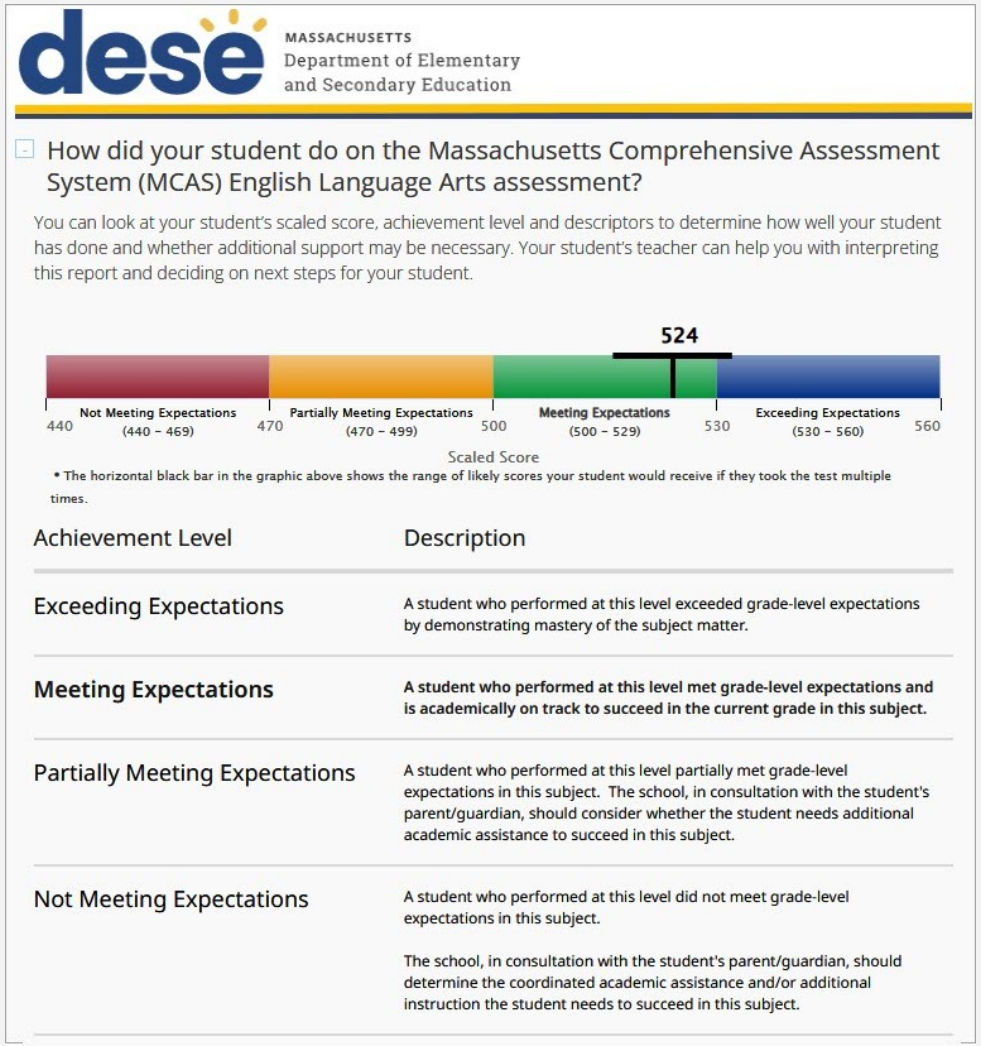

dese MASSACHUSETTS Department of Elementary and Secondary Education

How did your student do on the Massachusetts Comprehensive Assessment System (MCAS) English Language Arts assessment?

You can look at your student's scaled score, achievement level and descriptors to determine how well your student has done and whether additional support may be necessary. Your student's teacher can help you with interpreting this report and deciding on next steps for your student.

• The horizontal black bar in the graphic above shows the range of likely scores your student would receive if they took the test multiple times.

Achievement Level	Description
Exceeding Expectations	A student who performed at this level exceeded grade-level expectations by demonstrating mastery of the subject matter.
Meeting Expectations	**A student who performed at this level met grade-level expectations and is academically on track to succeed in the current grade in this subject.**
Partially Meeting Expectations	A student who performed at this level partially met grade-level expectations in this subject. The school, in consultation with the student's parent/guardian, should consider whether the student needs additional academic assistance to succeed in this subject.
Not Meeting Expectations	A student who performed at this level did not meet grade-level expectations in this subject. The school, in consultation with the student's parent/guardian, should determine the coordinated academic assistance and/or additional instruction the student needs to succeed in this subject.

Viewing a Student's Test Results (continued 2)

- Scroll down to view additional information, including:
  - A comparison of the student's performance compared to the school, district, and state
  - A comparison of the student's results year over year in this subject

Note: Summary data is not provided during preliminary reporting but will be included for official MCAS reporting.

How did your student perform compared to students in their school, district, and state?

This table shows how your student performed compared to students in their school, district, and state. A historical record of your student's scaled scores for the last two years are also shown.

	Your Student's		Average Score		
Year	Grade	Score	School	District	State
2025	05	532	499	490	497
2024	04	528			
2023	03	555			

-- To protect student privacy, results are not shown when the number of students is too small.
NS: Score not available for this year.

	Your Student's		Average Score		
Year	Grade	Score	School	District	State
2026	10	511	N/A	N/A	N/A

Viewing a Student's Test Results (continued 3)

- Scroll down to view the student growth percentile (SGP).
  - SGP (1–99) compares the student's learning to the learning of other students across the state with similar prior MCAS scores.

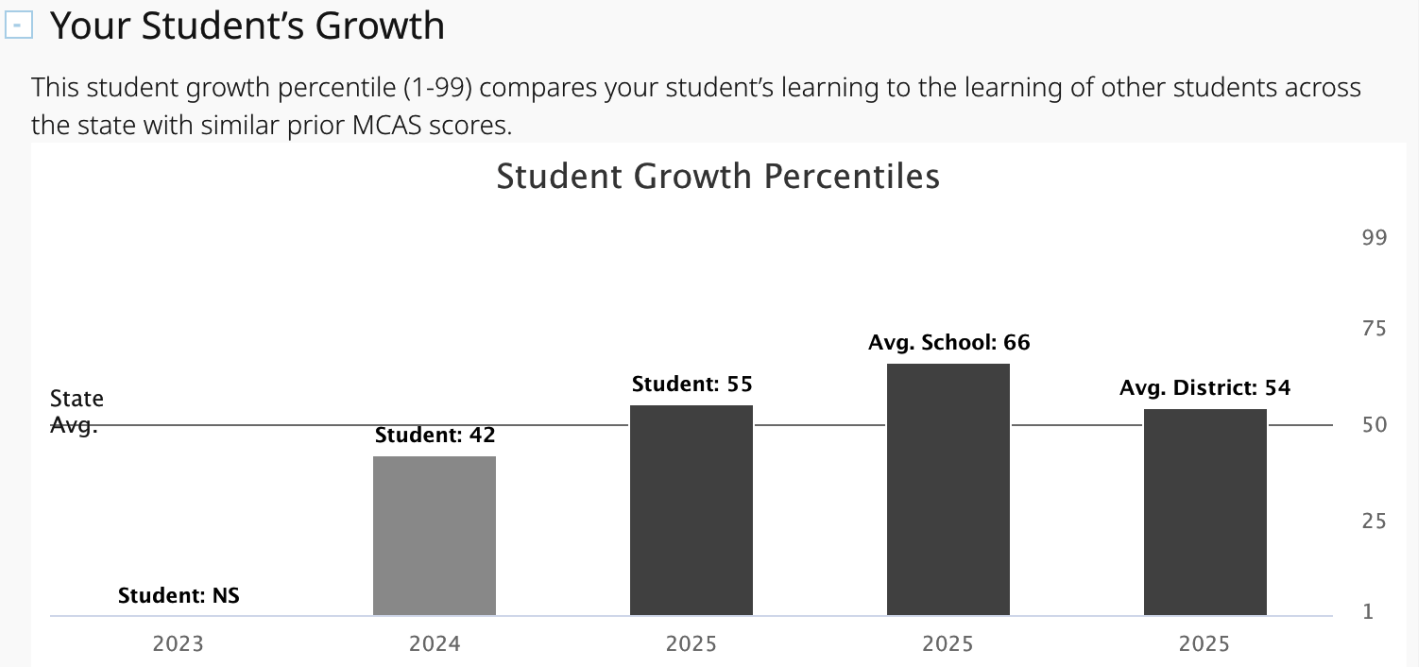

Note: Summary data is not provided during preliminary reporting but will be included for official MCAS reporting. The section for Student Growth Percentiles will be hidden during the preliminary data releases.

Viewing a Student's Test Results (continued 4)

- Scroll down to view the student's performance in each reporting category, including:
  - The total number of earned points
  - The total number of possible points
  - The percent of total possible points earned

Notes:

- Compare the student's percent of possible points earned to those of other students in the school, district, and state.
- Summary data is not provided during preliminary reporting but will be included for official MCAS reporting.

Performance by Reporting Category

Reporting Category	Total Earned Points	Total Possible Points	% of Total Possible Points Earned*	
Language	9	10	Student	90%
			School	58%
			District	51%
			State	60%
Reading	26	30	Student	87%
			School	57%
			District	51%
			State	59%
Writing	3	4	Student	75%
			School	25%
			District	35%
			State	38%

*: % = Points Earned / Points Possible

-- To protect student privacy, results are not shown when the number of students is too small.

Reporting Category	Total Earned Points	Total Possible Points	% of Total Possible Points Earned*	
Language	11	13	Student	85%
			School	N/A
			District	N/A
			State	N/A

Viewing a Student's Detailed Results

- At the top of the page, click the **Detailed Results** tab to view:
  - How the student performed on each question in the test
  - The percent of points earned on each question at the school, district, and state levels

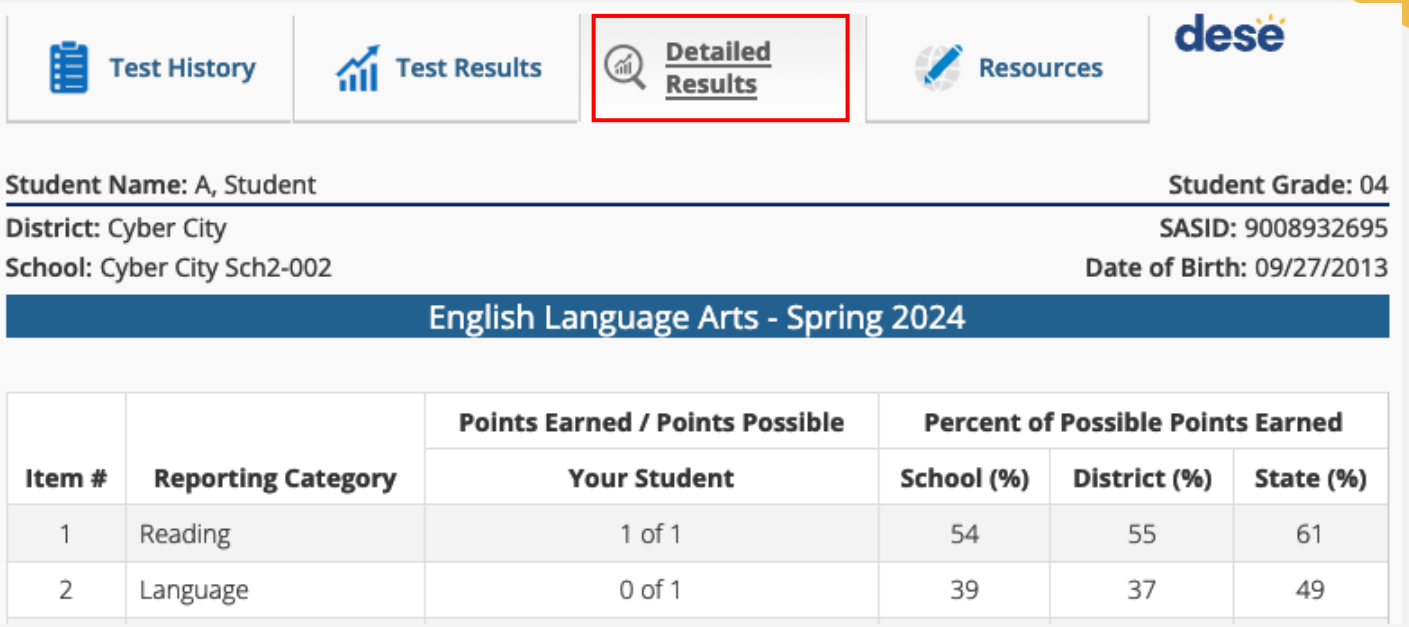

Item #	Reporting Category	Points Earned / Points Possible	Percent of Possible Points Earned		
		Your Student	School (%)	District (%)	State (%)
1	Reading	1 of 1	54	55	61
2	Language	0 of 1	39	37	49

Note: Summary data is not provided during preliminary reporting but will be included for official MCAS reporting.

These are provisional scores and achievement levels that may be subject to change when official results are reported in late summer/early fall.

Item #	Reporting Category	Points Earned / Points Possible
1	Number System & Expressions / Equations	1 of 1
2	Functions	1 of 1
3	Number System & Expressions / Equations	1 of 1

Viewing a Student's Detailed Results (continued)

Click the information icon ("**i**") at the bottom of the student's Detailed Results report to view the key to abbreviations and notations.

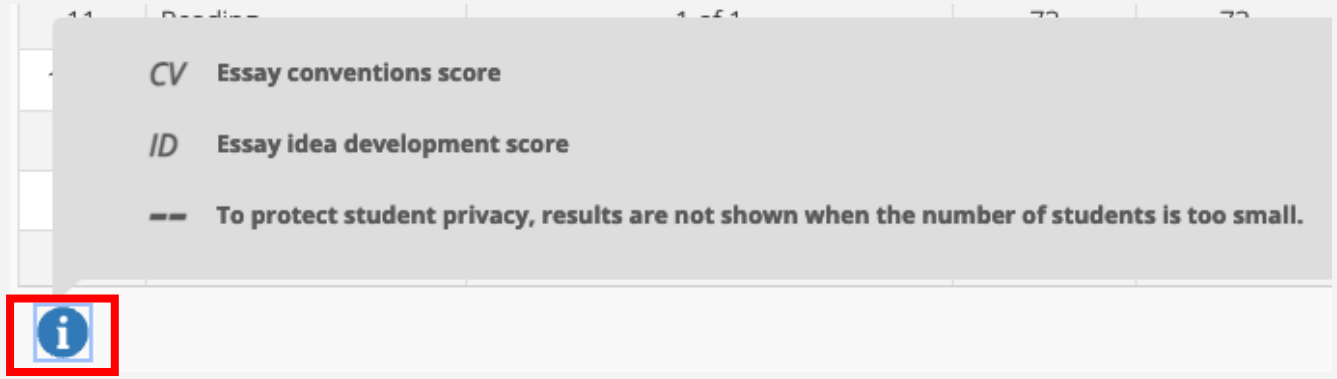

Resources in the MCAS Family Portal

- At the top of the page, click the **Resources** tab to access resources that can help families understand their student's MCAS results.

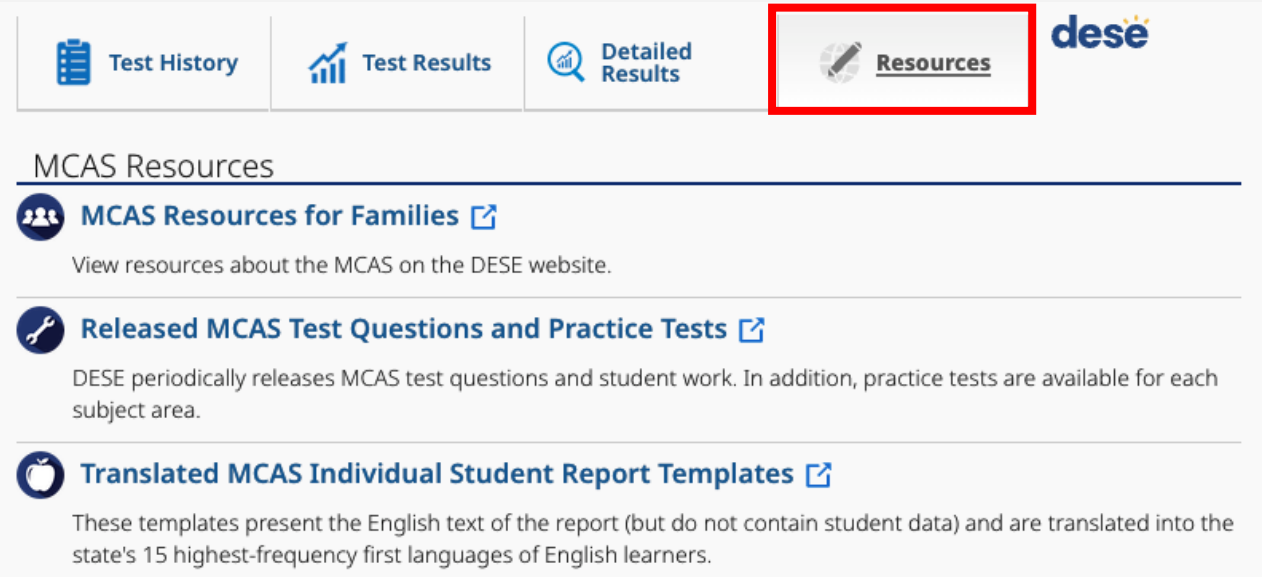

MCAS-Alt Results: Test History

- MCAS-Alt results will be reported in the same MCAS Family Portal as standard MCAS results.
- Students will be added to family accounts in the same method.
- MCAS-Alt results will display the Student's Test History. Select a test to view additional information.
- If students test MCAS some years and MCAS-Alt other years, they will have all their results available in the MCAS Family Portal.

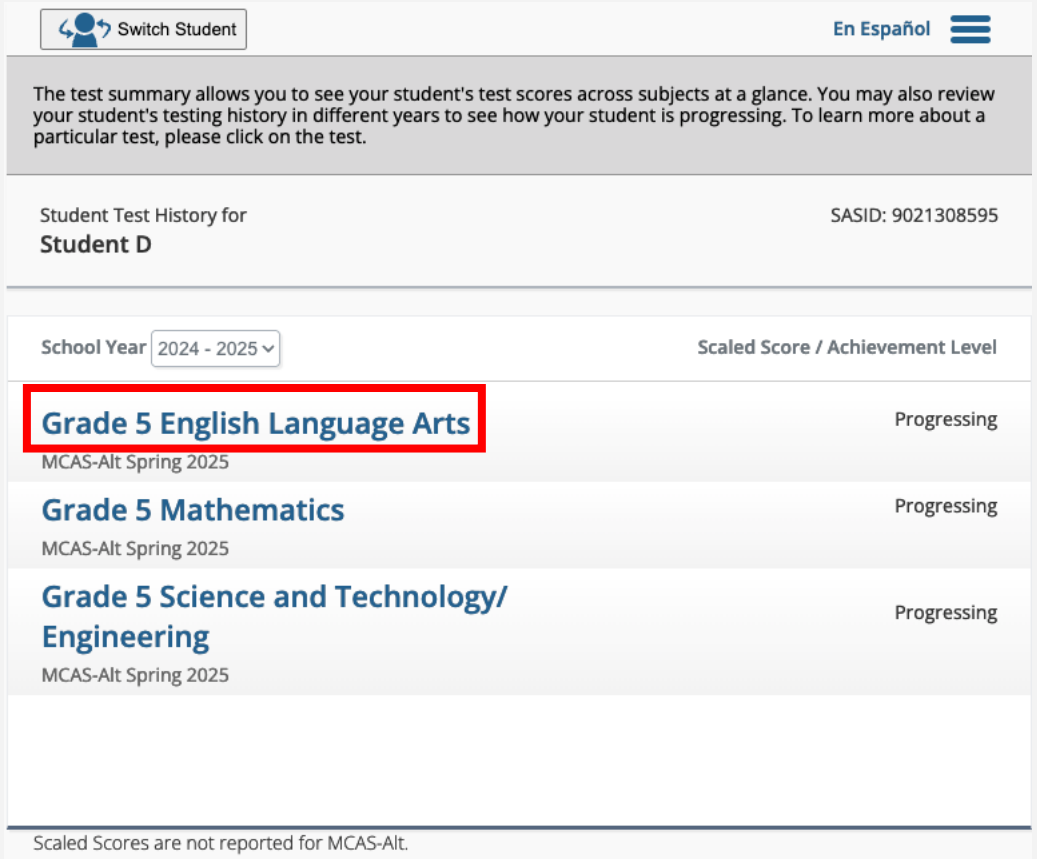

MCAS-Alt Results: Test Results

- After selecting a test name, the MCAS-Alt results will appear.
- Scroll down to view additional information, including:
  - The student's achievement level and achievement level descriptions

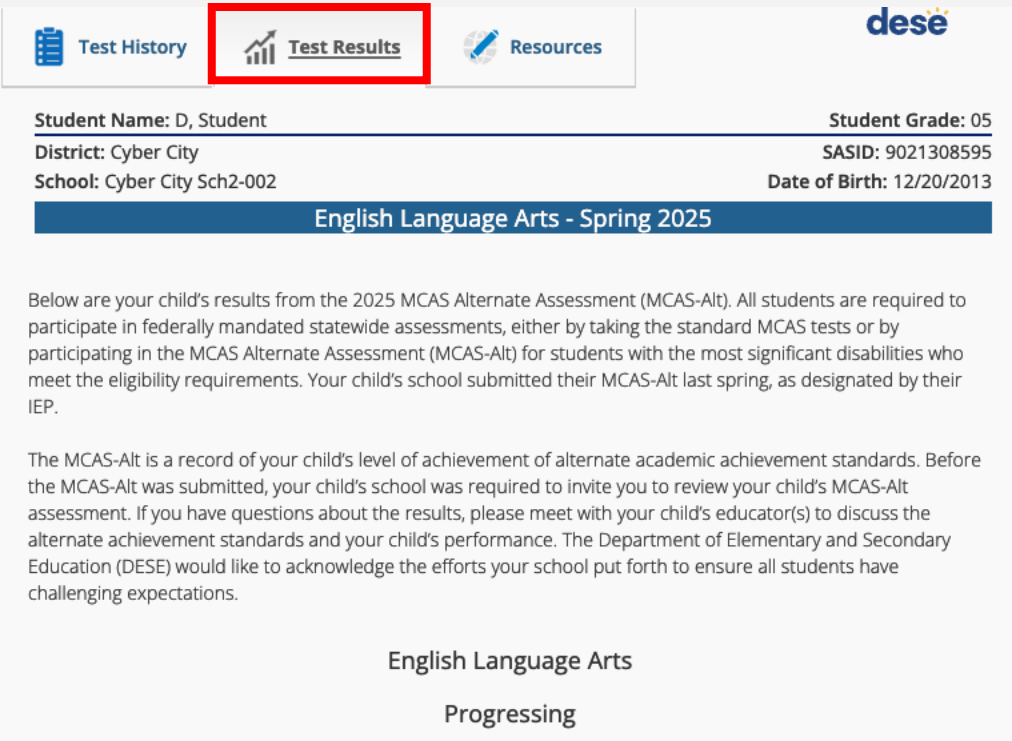

Test History | Test Results | Resources

dese

Student Name: D, Student
Student Grade: 05
District: Cyber City
SASID: 9021308595
School: Cyber City Sch2-002
Date of Birth: 12/20/2013

English Language Arts - Spring 2025

Below are your child's results from the 2025 MCAS Alternate Assessment (MCAS-Alt). All students are required to participate in federally mandated statewide assessments, either by taking the standard MCAS tests or by participating in the MCAS Alternate Assessment (MCAS-Alt) for students with the most significant disabilities who meet the eligibility requirements. Your child's school submitted their MCAS-Alt last spring, as designated by their IEP.

The MCAS-Alt is a record of your child's level of achievement of alternate academic achievement standards. Before the MCAS-Alt was submitted, your child's school was required to invite you to review your child's MCAS-Alt assessment. If you have questions about the results, please meet with your child's educator(s) to discuss the alternate achievement standards and your child's performance. The Department of Elementary and Secondary Education (DESE) would like to acknowledge the efforts your school put forth to ensure all students have challenging expectations.

English Language Arts

Progressing

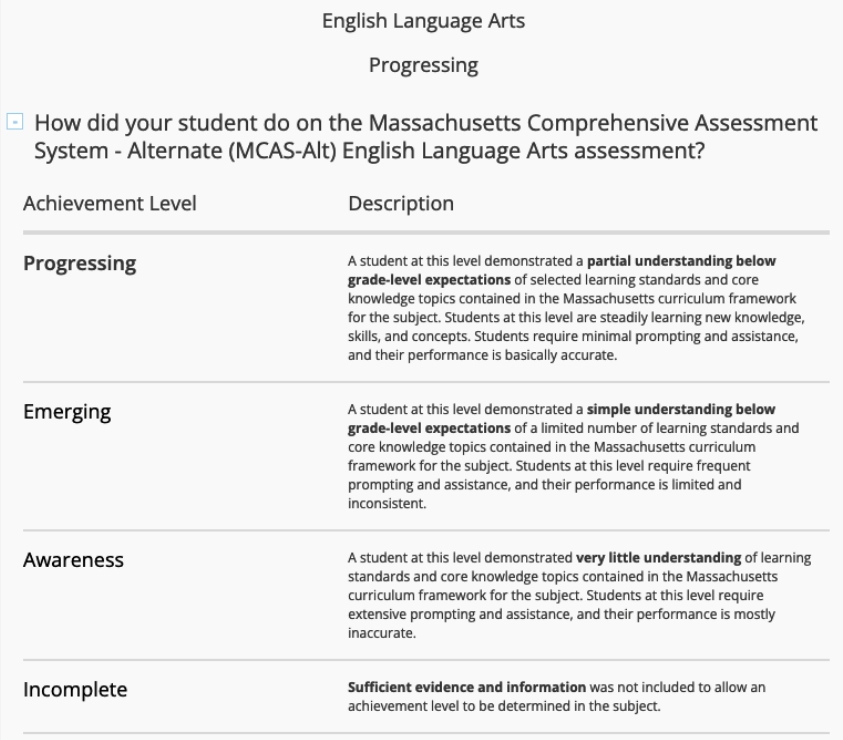

English Language Arts

Progressing

How did your student do on the Massachusetts Comprehensive Assessment System - Alternate (MCAS-Alt) English Language Arts assessment?

Achievement Level	Description
Progressing	A student at this level demonstrated a **partial understanding below grade-level expectations** of selected learning standards and core knowledge topics contained in the Massachusetts curriculum framework for the subject. Students at this level are steadily learning new knowledge, skills, and concepts. Students require minimal prompting and assistance, and their performance is basically accurate.
Emerging	A student at this level demonstrated a **simple understanding below grade-level expectations** of a limited number of learning standards and core knowledge topics contained in the Massachusetts curriculum framework for the subject. Students at this level require frequent prompting and assistance, and their performance is limited and inconsistent.
Awareness	A student at this level demonstrated **very little understanding** of learning standards and core knowledge topics contained in the Massachusetts curriculum framework for the subject. Students at this level require extensive prompting and assistance, and their performance is mostly inaccurate.
Incomplete	**Sufficient evidence and information** was not included to allow an achievement level to be determined in the subject.

MCAS-Alt Results: Test Results (continued)

- Scroll down to view additional information, including:
  - The student's performance by reporting category
  - Information about the scoring areas for the MCAS-Alt

Performance by Reporting Category

The MCAS-Alt was scored in each area shown. Scores for Level of Complexity, Demonstration of Skills and Concepts (accuracy), and Independence were combined to give the overall achievement level.

Reporting Category	Level of Complexity					Demonstration of Skills and Concepts					Independence					Self-Evaluation			Generalized Performance	
	1	2	3	4	5	M	1	2	3	4	M	1	2	3	4	M	1	2	1	2
Language			■							■					■			■		■
Reading			■							■					■			■		■
Writing			■							■					■			■		■

Your child's MCAS-Alt was scored in the following Scoring Areas

Level of Complexity — How your child addressed the learning standards in each subject (strand)

5 - Student addresses a broad range of curriculum framework learning standards (three or more) at grade-level expectations in this strand.

4 - Student addresses a narrow sample of curriculum framework learning standards (one or two) at grade-level expectations in this strand.

3 - Student addresses curriculum framework learning standards that have been modified below grade-level expectations in this strand.

2 - Student primarily addresses social, motor, and communication "access skills" during instruction based on curriculum framework learning standards in this strand.

1 - Strand reflects little or no basis in, or is unmatched to, curriculum framework learning standard(s) required for assessment.

Demonstration of Skills and Concepts — The percentage of accurate (correct) responses

4 - Student's performance is accurate and is of consistently high quality in this strand (76-100% accurate).

3 - Student's performance is mostly accurate and demonstrates some understanding in this strand (51-75% accurate).

2 - Student's performance is limited and inconsistent with regard to accuracy and demonstrates limited understanding in this strand (26-50% accurate).

1 - Student's performance is primarily inaccurate and demonstrates minimal understanding in this strand (0-25% accurate).

M - Strand contains insufficient information to determine a score.

Independence — The amount of assistance your child received

4 - Student requires minimal verbal, visual, and physical assistance to demonstrate skills and concepts in this strand (76-100% independent).

MCAS-Alt Results: Resources

- Click the **Resources** tab at the top of the screen to view additional information for families.

Downloading Individual Student Report (ISR) PDFs

- In September, PDF versions of Individual Student Reports (ISRs) will be available for download from the “Test History” page.
- To download the PDF, click **Student Results PDF Download**.
- In the future, two years of PDFs will be available (i.e., the current year and the previous year).

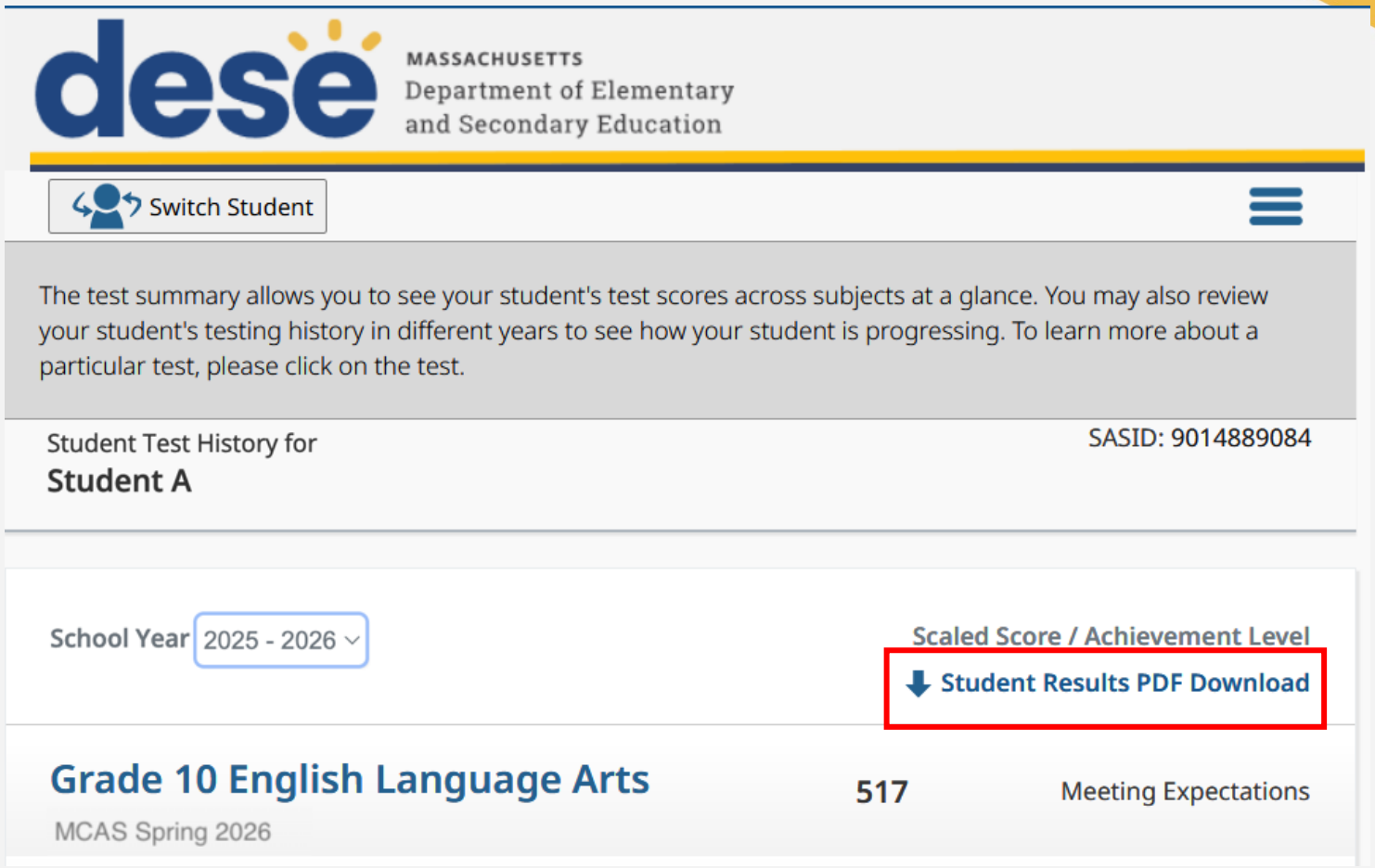

Frequently Asked Questions

- **Q. How do noncustodial parents access the MCAS Family Portal? Do they need to share an account?**
  A. Each adult will create their own account to access their student's results. Up to three adults can have the same student in their account.
- **Q. How do districts manage MCAS Family Portal accounts for students who transfer into their district?**
  A. Once districts claim the students in the "Student Claiming" App on DESE's Security Portal, they can access these students' registration codes in PE622 the next day.

Frequently Asked Questions (continued)

- **Q. Will parents/guardians still be able to access their account if they move to another school or district?**
  A. A student's MCAS test history is maintained in their account, regardless of which district(s) they tested in. (If parents/guardians already have an MCAS Family Portal account, a student who moves between districts will not need a new registration code). The MCAS Family Portal can be accessed anywhere within the U.S. but not from another country.
- **Q. Can districts monitor whether registration codes are used?**
  A. DESE is planning to include a flag in Edwin report PE622 in the updated August report on whether a registration code has been used. Districts can filter on whether or not a code has been used.
- **View additional FAQs on DESE's website**

Questions and Answers 2



Use the “Q&A” feature to ask questions.

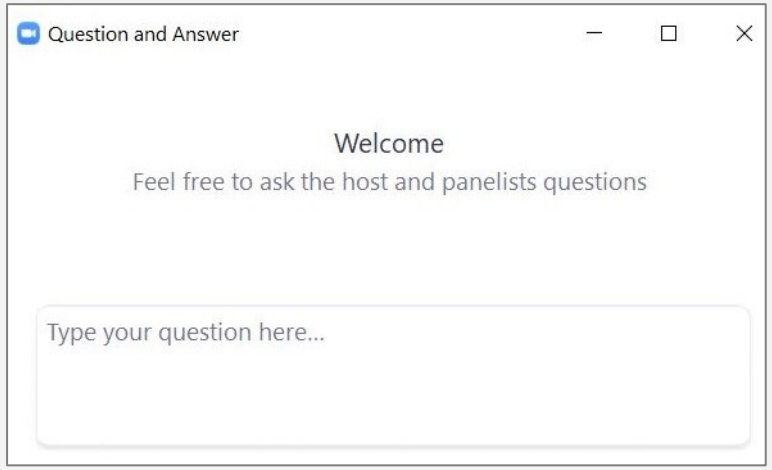

4. MCAS Family Portal Pilot A District Perspective from Lincoln Public Schools

Rob Ford
Director of Educational Operations and Technology
Lincoln Public Schools
rford@lincnet.org

Our Pilot Goals

- Help DESE pilot the family portal
- Encourage parent participation
- Minimize impact on school staff

Our Approach

- Hand-carried paper:
  - DESE letter from Edwin
  - One-pager with instructions for setting up account
  - Cover letter encouraging pilot participation with feedback URL

- Why paper?
  - PK-8 district: have SIS-based options, but not heavily used
  - In the process of rolling out ParentSquare, but not launched yet
  - Hoping to encourage participation

Process

- Exported DESE letters from Edwin
- Printed by grade, collated, and stuffed envelopes by homeroom (at district)
- Distributed to schools
- ~5 hours of labor for ~500 students
- Communication to families:
  - Email sent day-of to let parents know the letter was coming home
  - Follow-up communication/reminders from Superintendent and Principals in weekly bulletin

Lessons Learned

- Collating by homeroom was the most time-consuming part of producing materials
  - Next time will likely export the access codes and print letters with a mail merge instead of directly from the portal.

- Minimal support impact
  - Prepare to support mobile and desktop

- Low participation/interest
  - Caveat: No new results = low incentive to try it out

Family Feedback

- 100% were able to register
- 71% said reports were clear and helpful
- Preference for paper reports among some parents

5. Next Steps and Support

Next Steps

- **Today:** Complete the evaluation form.
  - Responses are associated with the name and email address used to log in.
  - Email your input to mcas@mass.gov if you have problems accessing or completing the form.
- **Within one week:**
  - Receive an email with the Q&A from this session
  - Recording will be available

Support for the MCAS Family Portal

Support for parents and guardians:

- Families will contact their student's school.

Support for schools and districts:

- **Questions on portal functionality and technology issues**

  Email: mcas@cognia.org

  Phone: 800-737-5103

  Live chat is available at the link on the bottom of the page at the MCAS Resource Center

- **MCAS policy questions**

  Email: mcas@mass.gov

  Phone: 781-338-3625

  TTY: 800-439-2370

- **Questions on access to Edwin**

  Contact your district-level Directory Administrator

Questions and Answers 3



Use the “Q&A” feature to ask questions.

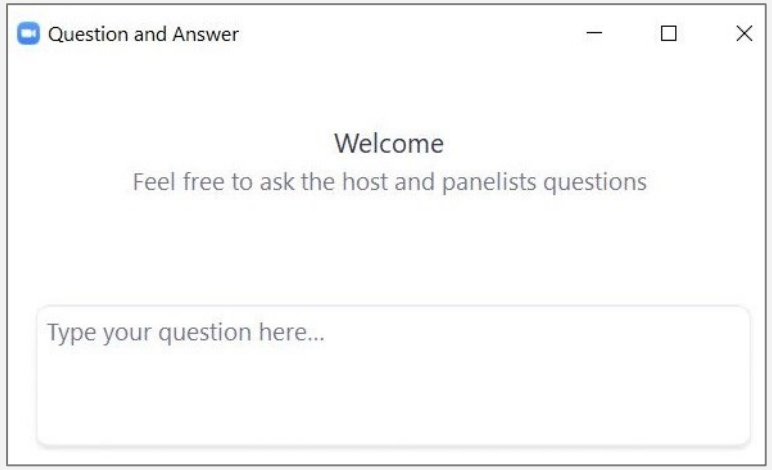

Poll Question

Which demonstrations would you like to see again?

A. Registration Codes in Edwin Analytics
B. Accessing the Spanish translation
C. Logging in as a first-time user
D. Adding students to and removing students from an account
E. Logging in as a returning user
F. Viewing a student's test results
G. Additional Resources tab
H. Viewing MCAS-Alt results
I. Support within the MCAS Family Portal

THANK YOU

The Office of Student Assessment Services

781-338-3625

mcas@mass.gov

www.doe.mass.edu/mcas

135 Santilli Highway, Everett, MA 02149