



MCAS Item Library User Guide



This document was prepared by the
Massachusetts Department of Elementary and Secondary Education
Pedro Martinez, Commissioner

The Massachusetts Department of Elementary and Secondary Education, an affirmative action employer, is committed to ensuring that all of its programs and facilities are accessible to all members of the public.

We do not discriminate on the basis of age, color, disability, national origin, race, religion, sex, gender identity, or sexual orientation.

Inquiries regarding the Department's compliance with Title IX and other civil rights laws may be directed to the Human Resources Director, 135 Santilli Highway, Everett, MA 02149. Phone: 781-338-6105.

© 2025 Massachusetts Department of Elementary and Secondary Education

Permission is hereby granted to copy any or all parts of this document for non-commercial educational purposes. Please credit the "Massachusetts Department of Elementary and Secondary Education."

Massachusetts Department of Elementary and Secondary Education 135 Santilli Highway, Everett, MA 02149
Phone 781-338-3000 TTY: N.E.T. Relay 800-439-2370 www.doe.mass.edu



Table of Contents

I. Introduction	3
II. System Requirements	3
A. MCAS Item Library Browser Specifications	3
III. Navigating the MCAS Item Library	3
A. How to Locate Items.....	4
B. How to View Items	8
IV. Released Items with Text-to-Speech	11

I. Introduction

The MCAS Item Library provides access to released items from the computer-based MCAS tests. The library offers easy-to-use tools for sorting items by standards or other criteria. Items in the library are displayed in the MCAS Student Kiosk view, the testing platform for the computer-based tests, allowing users to interact with the items as students do.

The MCAS Item Library provides access to thousands of released items, item correlations, standards, and evidence statements. Every item contains metadata and performance statistics to help you search for specific items.

II. System Requirements

This section covers system requirements for the MCAS Item Library. eMetric continually monitors and evaluates the recommended and supported software requirements. As vendors release newer versions of their products, we update the recommended operating systems and browsers accordingly.

A. MCAS Item Library Browser Specifications

The minimum requirements for all workstations accessing the MCAS Item Library are listed below:

- Chrome 138 or newer
- Firefox 140 or newer
- Microsoft Edge 138 or newer
- Safari 18.5 or newer

III. Navigating the MCAS Item Library

Keywords on the MCAS Item Library home page:

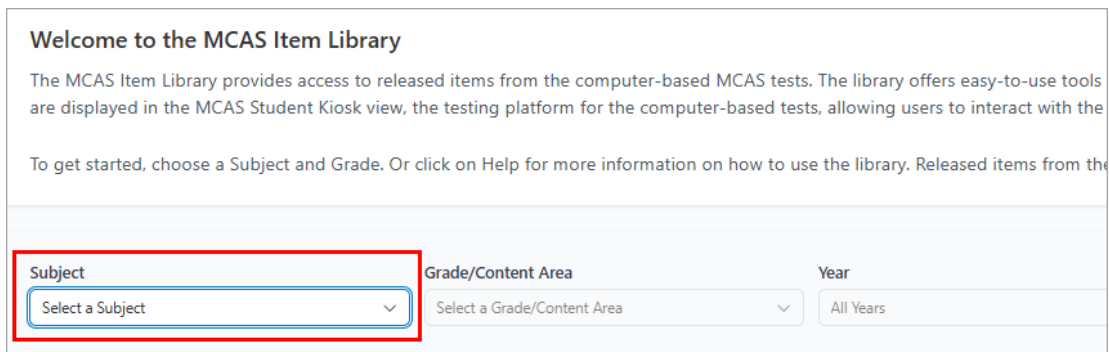
- **Item Identifier (ID)** – a unique code associated with an item.
- **Subject** – filters items by subject.
- **Grade/Content Area** – filters items by grade level and content area (*Biology/Physics*)
- **Year** – filters items by the year it was released.
- **Item #** – describes the position of an item on an exam, excluding non-answerable items such as passages and directions.
- **Item Type** – describes the type of response required for an item.
 - **SR** – Selected Response
 - **CR** – Constructed Response
 - **SA** – Short Answer
 - **ES** – Essay

- **Item Description** – provides a brief description of an item’s contents.
- **Reporting Category** – identifies the reporting category the item falls under.
- **Standards** – identifies the standard(s) an item aligns with.
- **Science Practice Categories** – Standards exclusively associated with Biology and Physics items.
 - **A** – Investigations and Questioning
 - **B** – Mathematics and Data
 - **C** – Evidence, Reasoning, Modeling
- **Civics Practice Categories** – Standards exclusively associated with Civics items.
 - Civic Knowledge
 - Civics-based Questioning
 - Analyzing Sources
 - Explanations and Reasoning

A. How to Locate Items

To filter your list:

1. Select a **Subject** from the dropdown menu.



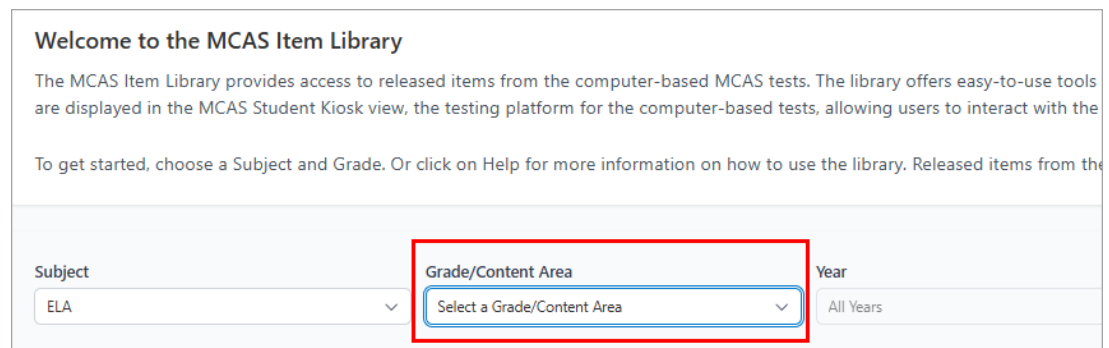
Welcome to the MCAS Item Library

The MCAS Item Library provides access to released items from the computer-based MCAS tests. The library offers easy-to-use tools are displayed in the MCAS Student Kiosk view, the testing platform for the computer-based tests, allowing users to interact with the

To get started, choose a Subject and Grade. Or click on Help for more information on how to use the library. Released items from the

Subject	Grade/Content Area	Year
Select a Subject	Select a Grade/Content Area	All Years

2. Select a **Grade/Content Area** from the dropdown menu.



Welcome to the MCAS Item Library

The MCAS Item Library provides access to released items from the computer-based MCAS tests. The library offers easy-to-use tools are displayed in the MCAS Student Kiosk view, the testing platform for the computer-based tests, allowing users to interact with the

To get started, choose a Subject and Grade. Or click on Help for more information on how to use the library. Released items from the

Subject	Grade/Content Area	Year
ELA	Select a Grade/Content Area	All Years

3. A list of Items that match your filter criteria should appear as below:

Subject: ELA Grade/Content Area: Grade 3 Year: All Years Search: Search by ID, description, type...

Showing items 1-10 of 85 Additional Filters Previous 1 2 3 4 5 ... 9 Next

ITEM IDENTIFIER	YEAR	ITEM #	ITEM TYPE	ITEM DESCRIPTION	REPORTING CATEGORY	STANDARDS	VIEW
EL311051383	2025	1	SR	Use details from the passage to demonstrate understanding.	Reading	R.PK-12.1, RI.3.1	
EL311137156	2025	2	SR	Determine the actions of an individual using a specific paragraph from the passage.	Reading	R.PK-12.1, RI.3.1	
EL311059365	2025	3	SR	Determine the meaning of a word in context.	Language	L.3.4, L.PK-12.4	
EL311057786	2025	4	SR	Identify words used as a specific part of speech in a paragraph.	Language	L.PK-12.1, L.3.1	

- The **Year** filter is set to *All Years* by default and displays the most recent year first, but you may select a specific year by using the **Year** dropdown menu.

Year: All Years Search: Search by ID, description, type...

Previous 1 2 3 Next

5. Type keywords (*Item ID*, *Item Description*, and *Item Type*) into the **Search** field to identify items that contain those keywords.

The screenshot shows a search interface with filters for Subject (ELA), Grade/Content Area (Grade 3), and Year (All Years). A search bar contains the text 'SR'. Below the filters, a table displays search results. The 'ITEM TYPE' column is highlighted with a red box, showing 'SR' for all items. The table includes columns for Item Identifier, Year, Item #, Item Type, Item Description, Reporting Category, Standards, and a View icon.

ITEM IDENTIFIER	YEAR	ITEM #	ITEM TYPE	ITEM DESCRIPTION	REPORTING CATEGORY	STANDARDS	VIEW
EL311051383	2025	1	SR	Use details from the passage to demonstrate understanding.	Reading	R.PK-12.1, RI.3.1	
EL311137156	2025	2	SR	Determine the actions of an individual using a specific paragraph from the passage.	Reading	R.PK-12.1, RI.3.1	
EL311059365	2025	3	SR	Determine the meaning of a word in context.	Language	L.3.4, L.PK-12.4	
EL311057786	2025	4	SR	Identify words used as a specific part of speech in a paragraph.	Language	L.PK-12.1, L.3.1	
EL311056839	2025	5	SR	Determine what a phrase indicates about a character in the passage.	Language	L.3.4, L.PK-12.4	

To filter Items in each column:

1. Click the **Additional Filters** button.

This screenshot shows the same search interface as before, but with the 'Additional Filters' button highlighted by a red box. The button is located below the filters and above the table header.

2. Select your desired filter criteria for any relevant columns, then click the **Apply Filters** button.

view, the testing platform for the computer-based tests, allowing users to interact with the items exactly as students do.

Additional Filters

Item Type

- ☒ Selected-Response (SR)
- ☐ Constructed Response (CR)
- ☐ Short-Answer (SA)
- ☐ Essay (ES)

Reporting Category

- ☒ Language
- ☐ Language | Writing
- ☐ Reading

Standards

- ☐ L.3.1
- ☐ L.3.2
- ☐ L.3.3
- ☒ L.3.4
- ☐ L.PK-12.1

Reset Filters Cancel **Apply Filters**

- A more focused list of your previous items will be updated according to your filter criteria.

Subject: ELA Grade/Content Area: Grade 3 Year: All Years Search: Search by ID, description, type...

Showing items 1-10 of 11 **Additional Filters (3)** Previous **1** 2 Next

ITEM IDENTIFIER	YEAR	ITEM #	ITEM TYPE	ITEM DESCRIPTION	REPORTING CATEGORY	STANDARDS	VIEW
EL311059365	2025	3	SR	Determine the meaning of a word in context.	Language	L.3.4, L.PK-12.4	Q
EL311056839	2025	5	SR	Determine what a phrase indicates about a character in the passage.	Language	L.3.4, L.PK-12.4	Q
EL311160399	2025	7	SR	Identify a compound word in a specific paragraph from the passage.	Language	L.3.4, L.PK-12.4	Q
EL306542014	2025	15	SR	Determine the correct meaning of a multiple-meaning word in context.	Language	L.3.4, L.PK-12.4	Q

- You can view an item's **Standards** by clicking on the blue Standard Names (ex. *L.3.4*, *L.PK-12.4*) under the **Standards** column, and a small window will appear with a description of the standard.

Subject	Grade/Content Area	Year	Search				
ELA	Grade 3	All Years	Search by ID, description, type...				

Showing items 1-10 of 11 [Additional Filters](#) (3) [Previous](#) **1** [2](#) [Next](#)


ITEM IDENTIFIER	YEAR	ITEM #	ITEM TYPE	ITEM DESCRIPTION	REPORTING CATEGORY	STANDARDS	VIEW
EL311059365	2025	3	SR	Determine the meaning of a word in context.	Language	L.3.4, L.PK-12.4	
EL311056839	2025	5	SR	Determine what a phrase indicates about a character in the passage.	Language	L.3.4,	
EL311160399	2025	7	SR	Identify a compound word in a specific paragraph from the passage.	Language		
EL306542014	2025	15	SR	Determine the correct meaning of a multiple-meaning word in context.	Language		
				Identify a sentence that uses a multiple-meaning		R.PK-12.4,	

L.3.4 x

Determine or clarify the meaning of unknown and multiple-meaning words and phrases based on grade 3 reading and content, choosing flexibly from a range of strategies.

B. How to View Items

To view the contents of an item:


1. Click the **magnifying glass** icon  under the **View** column of any item.
2. A preview window with the item's contents should appear as shown below:

Item: EL311056839

Read the passage about George Loher, a man who rode his bicycle from California to New York City in the 1800s. Then answer the questions that follow.

The Wind in His Mustache

by Teresa Bateman



Read the sentence from paragraph 17 in the box.

George went on alone, ripe for adventure.

What does the phrase "ripe for" **mainly** suggest about George?

☐ A He is often tired.

☐ B He is fully prepared.

☐ C He is very generous.

☐ D He is somewhat nervous.

[Score Answer](#) [View Correct Answer](#) [Reset](#) [Copy URL](#)


Subject: ELA | Grade: 3 | Type: SR | Reporting Category: Language | Points: 1

3. Choose a response and click the **Score Answer** button to check if your response is correct or not.

Item: EL311056839

Read the passage about George Loher, a man who rode his bicycle from California to New York City in the 1800s. Then answer the questions that follow.

The Wind in His Mustache
by Teresa Bateman



Read the sentence from paragraph 17 in the box.

George went on alone, ripe for adventure.

What does the phrase "ripe for" **mainly** suggest about George?

- ☒ A He is often tired.
- ☐ B He is fully prepared.
- ☐ C He is very generous.

X Incorrect. You scored 0 out of 1 point(s).


[Score Answer](#) [View Correct Answer](#) [Reset](#) [Copy URL](#)

4. Click the **View Correct Answer** button to see the correct response(s) to an item.

Item: EL311056839

Read the passage about George Loher, a man who rode his bicycle from California to New York City in the 1800s. Then answer the questions that follow.

The Wind in His Mustache
by Teresa Bateman



Read the sentence from paragraph 17 in the box.

George went on alone, ripe for adventure.

What does the phrase "ripe for" **mainly** suggest about George?

- ☐ A He is often tired.
- ☒ B He is fully prepared.
- ☐ C He is very generous.
- ☐ D He is somewhat nervous.

[Score Answer](#) [View Correct Answer](#) [Reset](#) [Copy URL](#)


Subject: ELA | Grade: 3 | Type: SR | Reporting Category: Language | Points: 1

5. Click the **Reset** button to clear your answer selection and the scored answer.

Item: EL311056839×

bicycle from California to New York City in the 1800s. Then answer the questions that follow.

The Wind in His Mustache
by Teresa Bateman



George went on alone, ripe for adventure.

What does the phrase "ripe for" **mainly** suggest about George?

- ☐ A He is often tired.
- ☐ B He is fully prepared.
- ☐ C He is very generous.
- ☐ D He is somewhat nervous.


Score Answer

View Correct Answer

Reset

Copy URL

Subject: ELA | Grade: 3 | Type: SR | Reporting Category: Language | Points: 1

6. You can copy the link for any item to your clipboard by using the **Copy URL** button  **Copy URL** on the bottom right of the item preview window.

IV. Released Items with Text-to-Speech

The Massachusetts Department of Elementary and Secondary Education is committed to ensuring that the content in its online environments is accessible for all users. The MCAS test questions in the MCAS Item Library are presented in the format used for the standard computer-based tests. However, the same items are available in the MCAS Resource Center in a text-to-speech format.

How to Access Released Items in Text-to-Speech Format:

1. Go to the [Released Computer-Based Items](#) on the *MCAS Resource Center* website.
2. In the **Released Computer-Based Items** box, select which test you would like to view.

Released Items

Access student work and released items from the computer-based and paper-based MCAS tests.

Released Computer-Based Items	Released Paper-Based Items	Student Work
View English Language Arts Released Computer-Based Items	Released items from the paper-based tests can be found on the Department's website. View Released Paper-Based Items	Access scoring guides and samples of student work at each score point for each released open-response item, constructed-response item, and essay question. Student work can be found on the Department's website. View Student Work
View Mathematics Released Computer-Based Items		
View Science and Technology/Engineering Released Computer-Based Items		
View Civics Released Computer-Based Items		

3. Select your **Grade Level**.




Mathematics Computer-Based Items

Note: If students write their answers in the released item constructed-response or essay response boxes, their answers will not be saved when they click on the Submit button. It is recommended that students complete the released item constructed-response and essay questions on paper so that their responses are not lost. (This is the same functionality as in the practice tests.)

Please select a grade level to view released computer-based items and answer keys.

Grade 3	+
Grade 4	+
Grade 5	+
Grade 6	+
Grade 7	+
Grade 8	+
Grade 10	+

- Click the Computer-Based Released Items link you wish to view.

Grade 3		-
Released Items	Resources	
 Math Grade 3 Computer-Based Released Items	 Grade 3 Math Computer-Based Released Items Answer Key	
 Math Grade 3 Computer-Based Released Items (Spanish/English)		

- Your practice test with Text-to-Speech will open in a new tab.

Hello, Practice Student

9990567893

State Student ID

1/1/2010

Date of Birth

Grade

The following tests have been scheduled for you:

Grade 3 Math Released

Session 1

Session 2